



PRODUCT CATALOGUE 2022-2023

- **OUTDOOR** WASTE MANAGEMENT
- **INDOOR** WASTE MANAGEMENT
- **SELECTIVE** WASTE COLLECTION
- **FOOD SERVICE** EQUIPMENT
- **SANITARY** EQUIPMENT

www.probbax.com



PROBBAX®

Manufacturer of tailor-made commercial products for use by professionals of all B2B and B2C sectors: hotels, restaurants, cafés, factories, healthcare, education facilities, public spaces, etc.

Designer and developer of best value for money equipment for offices, guest rooms, AFH washrooms, commercial kitchens, smoking areas...

Probbax® promotes best business practices with HACCP compatible products and performing recycling & waste separation systems.

THE PROBBAX® ADVANTAGE

Value: Providing the best cost/quality professional products incorporating "user driven" innovation and proprietary designs.

Innovation: Investing continuously in new product development.

Service: The core principle for all Probbax® employees is excellent service to our customers at all Times.

Partnership: As a privately held company, we strive to establish a strong and long lasting relationship with our customers and partners.



SUMMARY



OUTDOOR WASTE MANAGEMENT







3

Wall & post-mounted ashtrays	4-5
Stand alone ashtrays	6-7
Ash & trash receptacles	8-9
Probbax® ashtrays - benefits review	10



INDOOR WASTE MANAGEMENT





11

Range overview	12
Baskets 	13
Wall-mounted & swing top bins  	14-15
Round pedal bins	16
Mobile containers 	17
Step on containers	
Antibacterial step on bins 	18
Sack holders	18-19
Pedal operated mobile container	19
Modular fireproof containers 	20-21
Open Dome & Push receptacles	22



SELECTIVE WASTE COLLECTION


23

Range overview	24
Battery containers	25
Swing lid containers	25
Waste separation baskets 	25-26
Cup collection containers	27
Waste stations	27
Modular fireproof containers 	28
Open Dome receptacles	29
Waste separation system « Mix & Match »	
Lids & inserts	30-31
Containers 	31
Lids, Lock, Wall-mounting set	32
Dollies, Connectors, Displays, Bag holder	33
Pedal operated bins	34
Stickers & bag holder	35
Round mobile containers 	35



FOOD SERVICE EQUIPMENT


37

Ingredient bins	38
Round containers 	38
Step on containers	39
Pedal operated mobile container	40
Sack holders	40



SANITARY EQUIPMENT

41

Paper dispensers	42
Toilet brushes	42
Floor signs	43
Containers & waste bags compatibility chart 	36
Index	43-47



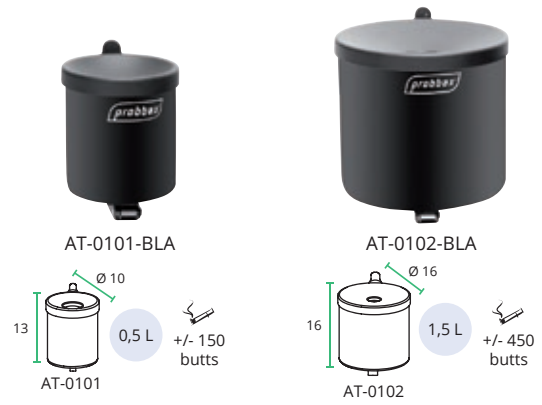
OUTDOOR
WASTE MANAGEMENT

WALL-MOUNTED ASHTRAYS

Economical solution for collection of cigarette butts.

Suitable for all outdoor environments, these classical ashtrays are made of galvanised steel with UV treated epoxy coating. Delivered assembled, the wall-mounting hardware is included for a quick installation.

Item Code	Description	Colour	Material
AT-0101-BLA	Wall-mounted ashtray 0,5 L	Black	Epoxy
AT-0102-BLA	Wall-mounted ashtray 1,5 L	Black	Epoxy



WALL-MOUNTED ASHTRAYS - WITH LINER

Aesthetic & practical outdoor equipment

The original Probbax® design of these ashtrays offers both efficiency and ease of maintenance. Sturdy and fully galvanised with epoxy coating, they can be installed in any outdoor environments. The stainless steel snuff plate, parts and key lock resist corrosion when the anti UV treatment ensure a stable colour over time. The water drain at the bottom helps evacuate rainwater. Fitted with easily removable inside liners: 1.5 L in AT-0222 & AT-0212 and 0.5 L in AT-0202.



Item Code	Description	Colour	Material
AT-0202-DGRY	Wall-mounted ashtray 1,5 L with liner	Dark grey/Grey	Epoxy
AT-0202-SSSTL	Wall-mounted ashtray 1,5 L with liner	Satin stainless steel	Stainless steel 304
AT-0222-DGRY	Wall-mounted ashtray 3 L with liner	Dark grey/Grey	Epoxy
AT-0212-DGRY	Wall/Post-mounted ashtray 3 L with liner	Dark grey/Grey	Epoxy
AT-0212-SSSTL	Wall/Post-mounted ashtray 3 L with liner	Satin stainless steel	Stainless steel 304

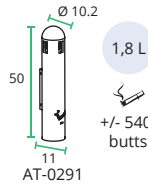
TUBULAR WALL-MOUNTED ASHTRAYS - DOME

Slim and discreet wall-mounted ashtrays.

The Probbax® dome ashtrays are designed for outdoor use. Developed to limit the infiltration of rainwater, the robust construction is also fitted with an inside funnel to rapidly smother smoke emissions. Fast and convenient wall-mounting with the included hardware and wall mounting template. The tubular dome ashtrays also come with a key. They are available in 2 finishes - epoxy and mirror stainless steel - both equipped with stainless steel snuff plate & key lock.



Easy emptying from the bottom



AT-0291-MSSTL AT-0291-DGRY

Item Code	Description	Colour	Material
AT-0291-DGRY	Wall-mounted ashtray 1,8 L	Dark grey	Epoxy
AT-0291-MSSTL		Mirror stainless steel	Stainless steel 304

TUBULAR WALL-MOUNTED ASHTRAY – WITH ROOF

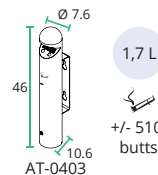
NEW

Ashtray with timeless design.

Designed for outdoor application, this full stainless steel ashtray features a roof to protect contents from rainwater. Quick and easy to install with the included hardware and mounting templates, it also comes with a locking key.



Keylocked trapdoor at bottom for emptying



AT-0403-MSSTL

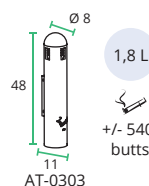
TUBULAR WALL-MOUNTED ASHTRAY

Elegant and suitable for all smoking areas.

Designed for outdoor applications, this aluminium ashtray is rust resistant and particularly recommended for use in seaside locations. Quick and easy to install with the included wall-mounting kit and mounting template, it also comes with a key.



Emptying through trapdoor at bottom



AT-0303-ALU

Item Code	Description	Colour	Material
AT-0303-ALU	Wall-mounted ashtray 1,8 L	Satin aluminium	Aluminium

TUBULAR STAND-ALONE ASHTRAY - DOME

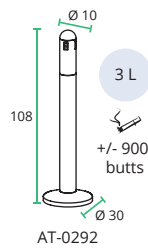
Space saving and elegant design.

The Probbax® dome ashtrays are designed for outdoor use. Developed to limit the infiltration of rainwater, the robust construction is also fitted with an inside funnel to rapidly smother smoke emissions. Fast and convenient assembly with the included hardware and floor fixing kit. The tubular dome ashtrays also come with a key.

They are available in 3 finishes, all equipped with stainless steel snuff plate & key lock:

- Epoxy: Fully galvanised steel construction with epoxy coating, treated against UV.
- Full stainless steel with mirror finish.
- Aluminium with satin finish.

AT-0292 also features a heavy stone base for improved stability.



Item Code	Description	Colour	Material
AT-0292-DGRY		Dark grey	Epoxy
AT-0292-MSSTL	Stand-alone ashtray 3 L with liner	Mirror stainless steel	Stainless 304
AT-0325-ALU		Satin aluminium	Aluminium

TUBULAR STAND-ALONE ASHTRAY - WITH ROOF

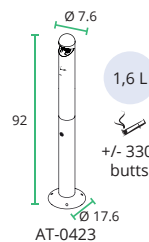
NEW

Contemporary design for an elegant ashtray.

Designed for outdoor application, this full stainless-steel ashtray features a roof to protect contents from rainwater. Quick and easy to install, it is delivered ready-to-use with a key and a floor fixing kit.



Trapdoor at half height of body part for emptying



Item Code	Description	Colour	Material
AT-0423-MSSTL	Stand-alone ashtray with roof 1,6 L	Mirror stainless steel	Stainless steel 304

STAND-ALONE ASHTRAY "TOTEM" - EPOXY

Very robust, high capacity stand-alone ashtray.

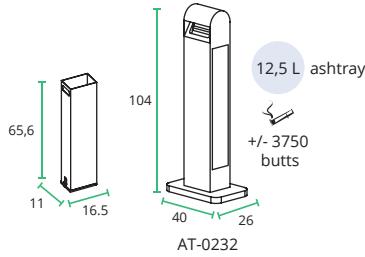
Recommended for high traffic areas, this original Probbax® design ashtray is equipped with a removable inside liner for easy emptying from the side of the container (key included). The galvanised steel construction features an anti UV epoxy coating to withstand outdoor conditions. The convenient stainless-steel snuff plates are accessible from the front and back of the container. Very stable thanks to a heavy concrete base, it is also easy to assemble with the included mounting kit and floor fixing kit.



No tilting required to open & empty



Integrated funnel smothers lit cigarette butts to prevent long unpleasant emissions of smoke



12,5 L ashtray
+/- 3750 butts

AT-0232



AT-0232-DGRY

Référence	Description	Colour	Material
AT-0232-DGRY	Stand-alone ashtray 12.5 L	Dark grey	Epoxy

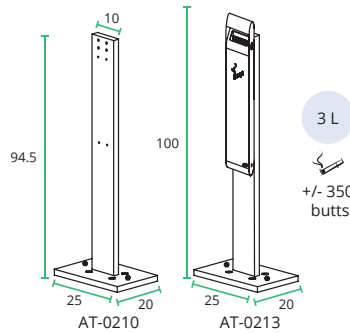
POST-MOUNTED ASHTRAY - EPOXY OR STAINLESS STEEL

Compact solution, full efficiency.

Install ashtray ref. AT-0212 on a post instead of a wall (see page 4). Post must be mounted to the floor. Floor fixing kit, inside liner and key included.



Easy access to the inside liner



3 L
+/- 350 butts

AT-0210

AT-0213



AT-0213-SSDG

AT-0213-DGRY

Item Code	Description	Colour	Material
AT-0210-DGRY	Post for AT-0212 ashtrays	Dark grey	Epoxy
AT-0213-DGRY	Ashtray 3 L - with post and liner	Dark grey	Epoxy
AT-0213-SSDG		Satin stainless steel and dark grey	Stainless & Epoxy

STAND-ALONE ASHTRAY - PLASTIC

Ideal for camping grounds, seafronts...

The plastic construction of this ashtray makes it fully weather resistant. An anti-UV treatment preserves the colour of the material. It will not chip nor peel, comes with a 10 L removable galvanised inside bucket and features a rust resistant stainless steel snuff plate. The tool free assembly enables a rapid and easy installation.



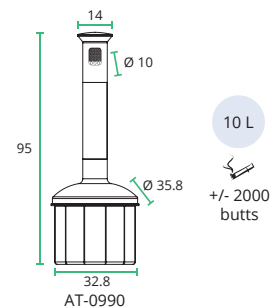
Lockable access to inside bucket (lock not included)



Equipped with a removable inside bucket



Floor fixing also possible to prevent theft



10 L
+/- 2000 butts

AT-0990



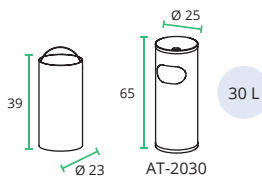
AT-0990-DGRY

Item Code	Description	Colour	Material
AT-0990-DGRY	Stand-alone ashtray 10 L with bucket	Dark grey	Polypropylene

ASH AND TRASH RECEPTACLES

Designed for **indoor and protected outdoor applications.**

The smooth surface of this traditional ash and trash combination is easy to clean and maintain. The inside liner is accessible by removing the aluminum ashtray plate that lies on top of the container.



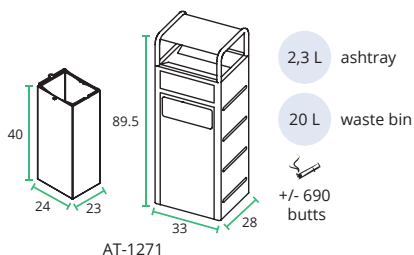
AT-2030-BLA AT-2030-SSSTL



OUTDOOR CONTAINERS WITH ASHTRAY

Ideal for **public spaces.**

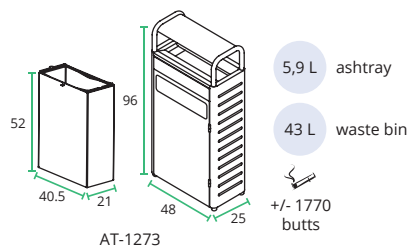
These Probbax® outdoor ash/trash containers feature a small footprint yet a large capacity. Sturdy and stable, they offer wide openings for easy cigarette and waste disposal. All-weather resistant, the fully galvanised steel construction is coated with a UV protected epoxy. Both the drawer-ashtray and the inside liner are removable for easy maintenance. They are accessible by unlocking the front door. These containers are delivered ready-to-use, with an included floor fixing kit and a locking key.



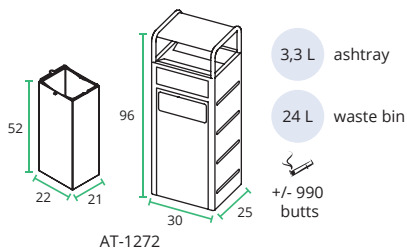
AT-1271



AT-1271-DGRY



AT-1273



AT-1272



AT-1272-DGRY



AT-1273-DGRY

Item Code	Description	Colour	Material
AT-1271-DGRY	Outdoor container 20 L with 2,3 L ashtray		
AT-1272-DGRY	Outdoor container 24 L with 3,3 L ashtray	Dark Grey	Epoxy
AT-1273-DGRY	Outdoor container 43 L with 5,9 L ashtray		

WALL-MOUNTED ASH/TRASH

Very robust. Slim yet high capacity.

Particularly indicated in places where floor mounting is not authorised, this sleek ash/trash combination enables collection of cigarette ends and small trash for a clean floor at the front or back of house. Fully epoxy coated with stainless steel parts, treated against UV, it is designed for outdoor use and ease of maintenance. Key, mounting hardware and template are included.



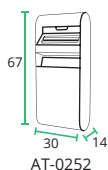
Drawer-ashtray



Tilt trash compartment over to empty



Secure stainless steel key locking system



AT-0252

- 3 L ashtray
- 14 L waste bin

+/- 900 butts



AT-0252-DGRY

Item Code	Description	Colour	Material
AT-0252-DGRY	Wall-mounted ashtray with bin 3 L/14 L	Dark grey	Epoxy

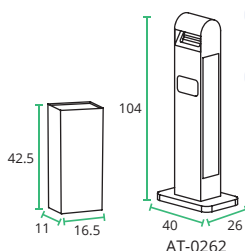
STAND ALONE ASH/TRASH

Compact combination.

Sturdy construction compatible with high traffic areas. Designed to withstand all weather conditions (epoxy coated, UV treated, Stainless steel snuff plates and lock). Heavy stone base for stability. Locking key, mounting hardware and floor fixing kit included.



Quick and easy access and emptying of removable liners from side door



AT-0262

- 2 L ashtray
 - 8 L waste bin
- +/- 600 butts



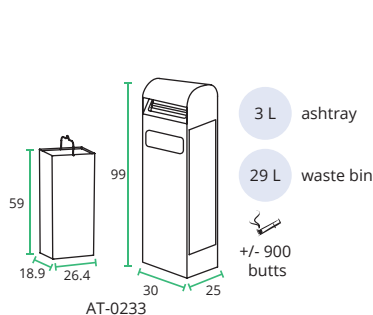
AT-0262-DGRY

Item Code	Description	Colour	Material
AT-0262-DGRY	Stand-alone ashtray with bin 2 L / 8 L	Dark grey	Epoxy

ASH/TRASH CONTAINERS

Large outdoor ash & trash combination.

These original Probbax® design ash/trash are fitted with removable inside liners for easy emptying from the side of the container (key included). The galvanised steel construction features an anti UV epoxy coating to withstand outdoor conditions. The convenient stainless-steel snuff plates are accessible from the front and back of the container. Very stable, they are delivered assembled.

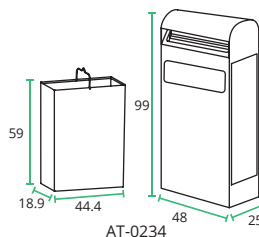


AT-0233

- 3 L ashtray
 - 29 L waste bin
- +/- 900 butts



AT-0233-DGRY



AT-0234

- 4,7 L ashtray
 - 48 L waste bin
- +/- 1400 butts



Large volume waste bin and drawer ashtray



AT-0234-DGRY

Item Code	Description	Colour	Material
AT-0233-DGRY	Container 29 L with 3 L ashtray	Dark grey	Epoxy
AT-0234-DGRY	Container 48 L with 4,7 L ashtray	Dark grey	Epoxy

PROBLEMS

PROBBAX® SOLUTION

— Rusted parts or screws and peeled off paint staining the walls.

— Smooth surface: highly visible marks and scratches.

— Stagnating rainwater causing dirt and rust.

— Sharp edges: potential safety hazard, tearing off of clothes/uniforms.

— Long smoke emissions.

— Complicated to empty: contents falling on the floor.


— One proprietary key per ashtray = too many keys to carry and manage.

— No spare parts available: one must purchase a full new product everytime a part is damaged.

— No instructions, no hardware resulting in loss of time and extra costs.



+ **Stainless steel** snuff plate, screws and lock.



+ Non marking **textured** surfaces.



+ Rainwater **drains**.

+ **Rounded** edges.



+ **Integrated funnels** significantly reduce air supply and thus smoke emissions and the risk of smoke emissions.



+ **Inside liners** are time saving, **hygienic**, easy to remove and to empty.




+ **One key fits all** Probbax® ashtrays.

+ Keys, bodies, bases are all available as **spare parts** for an increased product life span.

+ **It's all in the box:** Instructions, wall-mounting template, all necessary hardware and key.



INDOOR
WASTE MANAGEMENT



WASTE COLLECTION EQUIPMENT FOR BUSINESSES

Pedal bins	Swing lid bins	Baskets		Wall-mounted bins		Slim containers	Step ons	Bag holders	Bullit bins	Fire resistant	Mobile heavy-duty
											
P. 16	P. 14	P. 13		P. 15		P. 14	P. 18	P. 19	P. 22	P. 20	P. 17

HOTELS

Reception									✓	✓	
Guest rooms	✓			✓							
Conference room									✓	✓	
Office			✓	✓			✓		✓	✓	
Kitchen						✓	✓	✓			✓
Laundry											✓
Restrooms	✓	✓			✓	✓			✓	✓	
Bar						✓	✓				

RESTAURANTS, CAFES ...

Kitchen						✓	✓	✓			
Restaurant/Bar						✓	✓				
WC	✓	✓			✓	✓			✓	✓	
Outdoor						✓	✓				✓

CLEANING COMPANIES

WCs	✓	✓			✓	✓			✓	✓	
Office space			✓				✓		✓	✓	✓
Kitchens							✓	✓			✓

OFFICES

Reception									✓	✓	
Open Space /Conference			✓	✓			✓		✓	✓	
Kitchen							✓	✓			✓
Restrooms	✓	✓			✓	✓			✓	✓	

EDUCATION

Hallways					✓	✓	✓	✓			✓
Library			✓	✓			✓		✓	✓	
Kitchen							✓	✓			✓
Restrooms	✓	✓			✓	✓			✓	✓	

HEALTHCARE

Reception									✓	✓	
Patients' rooms	✓			✓			✓	✓			
Kitchen							✓	✓			✓
Laundry								✓			✓
Restaurant/Cafe							✓	✓	✓	✓	

INDUSTRY

Production plants		✓			✓	✓	✓	✓			✓
Warehouses							✓	✓			✓
Restrooms	✓	✓			✓	✓			✓	✓	

PUBLIC AREAS

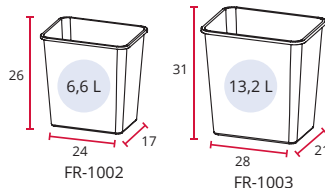
Malls					✓	✓	✓	✓		✓	✓
Amusement parks	✓				✓	✓	✓	✓		✓	✓
Sports clubs / Stadiums	✓				✓	✓	✓	✓		✓	✓
Airports / Gas / Railway stations					✓	✓	✓	✓		✓	✓

RECTANGULAR WASTE BASKETS

Robust and simple, for all desk sides.

Durable plastic construction, impact and rust resistant. Scratch-resistant, easy to clean.

Item Code	Description	Colour	Material
FR-1002-BLA	Rectangular waste basket 6,6 L	Black	Polypropylene
FR-1003-BLA	Rectangular waste basket 13,2 L		



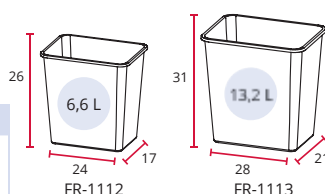
FIRE RESISTANT WASTE BASKET NEW

Waste basket **ideal** for use in **hotels and offices**.

Made of fire retardant plastic, if the contents catch fire, the bin material will inhibit the spread. Sleek design fits easily into any environment. Available in 2 capacities.



Item Code	Description	Colour	Material
FR-1112-DGRY	Rectangular waste basket 6.6 L	Dark grey	Fire retardant polypropylene
FR-1113-DGRY	Rectangular waste basket 13.2 L		

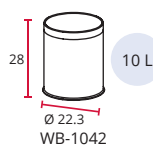


SINGLE WALL WASTE BASKET

Leather-like coating for a stylish look.

The bottom rubber rim protects the bin from chemicals and floors from scratches. A stainless steel ring around the top rim confers a stylish finish to the basket.

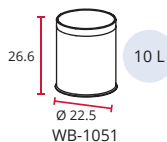
Item Code	Description	Colour	Material
WB-1042-BLA	Single wall waste basket 10 L	Black	Epoxy /PVC
WB-1042-BRN		Brown	



DOUBLE WALL WASTE BASKET

An aesthetic waste basket, the hospitality must-have.

Unique design allowing concealing of otherwise visible bag overhang. Available in 3 colours and 2 materials. The bottom rubber rim protects the bin from chemicals and floors from scratches. A stainless steel ring around the top rim confers a stylish finish to the basket.



Complete concealing of polyliner for a clean yet stylish look



WB-1051-BLA



WB-1051-BEI



WB-1051-SSSTL



Item code	Description	Colour	Material
WB-1051-BEI	Double wall waste basket 10 L	Beige	Epoxy
WB-1051-BLA		Black	Epoxy
WB-1051-SSSTL		Satin stainless steel	Stainless steel 18/0

SWING TOP BINS NEW



Economical solution suitable for various environments.

The double rim hides the refuse bag when in use while the wide opening makes waste disposal quick and easy. The swing lid is detachable, and the overall design allows for the bins to fit flush to the wall.

Grey version made from 100% recycled material



Item Code	Description	Colour	Material
ST-0210-GRY	Swing top bin 10 L	Grey	Recycled polypropylene
ST-0210-WHT		White	Polypropylene
ST-0225-GRY	Swing top bin 25 L	Grey	Recycled polypropylene
ST-0225-WHT		White	Polypropylene
ST-0250-GRY	Swing top bin 50 L	Grey	Recycled polypropylene
ST-0250-WHT		White	Polypropylene

SLIM CONTAINER

Versatile containers, ideal for narrow places.

Available in grey, white and black, these containers can be used with or without swing lid. They are easy to place on a wall, under a desk or a countertop. See next page for a wall-mounted version sold as a kit.



Black version made from 70% recycled material



All kits composed of a slim bin + lid + wall bracket are shown page 15

Item Code	Description	Colour	Material
PB-1320-WHT	Slim container 20 L with swing lid	White	
PB-1140-GRY	Slim container 40 L	Grey	Polypropylene
PB-1140-WHT		White	
PB-1121-GRY	Swing lid for PB-1140	Grey	
PB-1121-WHT		White	
PB-1105-DGRY	Wall-mounting set fits PB-1140	Dark grey	Epoxy



WALL-MOUNTED RECEPTACLES - KITS

Ready-to-install kits, sturdy and efficient.

Ideal solution to free up space on the floor, these slim containers are delivered with a spring-loaded swing lid that hides contents, a wall-mounting bracket and hardware. See pages 30-33 for more colours of slim containers, lids and accessories all compatible with wall-mounting.



Item Code	Description	Colour	Material
PB-1321-WHT	Bin with swing top lid & wall bracket - 20 L	White	Polypropylene/metal
PB-1142-GRY	Bin with swing top lid & wall bracket - 40 L	Grey	
PB-1142-WHT		White	
PB-1280-GRY	Bin with swing top lid & wall bracket - 60 L	Grey	
PB-1280-WHT		White	
PB-1290-GRY	Bin with swing top lid & wall bracket - 80 L	Grey	
PB-1290-WHT		White	



More colours and accessories in the **selective waste** collection category - Mix and Match range pages 30-31

WALL MOUNTED BINS – HALF ROUND

Ideal for away-from-home bathrooms, locker rooms, schools, fitness clubs...

With their sleek design and their rounded edges, these wall-mounted units will fit any environment. They come with a wall-mounting template and all necessary hardware for fast installation. The bag holders ensure a clean look and easy maintenance.



Item Code	Description	Colour	Material
WM-3020-WHT	Wall mounted bin - Half round - 20 L	White	Epoxy
WM-3040-WHT	Wall mounted bin - Half round - 40 L		




ROUND PEDAL BINS

Most popular solution for general waste management.

These classical pedal bins are available in 5 capacities: 3, 5, 12, 20 & 30 liters. They are fitted with a removable liner to keep the bins clean and ease hygienic disposal of contents. The pedal mechanism is made of 100 % metal components for increased durability. The 12 Liter bin is also available with a metal liner (ref. SO-7012).




Item Code	Description	Colour	Material
SO-6003-MSSTL	Pedal bin 3 L	Mirror stainless steel	Stainless steel 18/0
SO-6003-WHT		White	Epoxy
SO-6003-MBLA		Mat black	Epoxy
SO-6005-MSSTL	Pedal bin 5 L	Mirror stainless steel	Stainless steel 18/0
SO-6005-WHT		White	Epoxy
SO-6005-MBLA		Mat black	Epoxy
SO-6012-MSSTL	Pedal bin 12 L	Mirror stainless steel	Stainless steel 18/0
SO-6012-WHT		White	Epoxy
SO-7012-MSSTL	Pedal bin 12 L with metal liner	Mirror stainless steel	Stainless steel 18/0
SO-7012-WHT		White	Epoxy
SO-6020-MSSTL	Pedal bin 20 L	Mirror stainless steel	Stainless steel 18/0
SO-6020-WHT		White	Epoxy
SO-6030-MSSTL	Pedal bin 30 L	Mirror stainless steel	Stainless steel 18/0
SO-6030-WHT		White	Epoxy
SO-6030-MBLA		Mat black	Epoxy
SO-6205-SSSTL	Design pedal bin 5 L	Satin stainless steel	Stainless steel 18/0



MOBILE CONTAINERS

Heavy-duty containers, suitable for heavy loads.

Durable construction with reinforced rims, for use indoors or outdoors. The built-in handles prevent jamming when the containers are stacked or nested and the double-ribbed base resists dragging on most floors. Lids, swivel caster dolly and lids are practical accessories to suit every need. Thermal resistance -29°C to + 60°C.



Item Code	Description	Colour	Material
RC-1003-GRY	Round container 80 L	Grey	Polypropylene
RC-1005-GRY	Round container 120 L		
RC-1013-GRY	Snap-on lid fits RC-1003		
RC-1015-GRY	Snap-on lid fits RC-1005		
RC-1035-GRY	Push lid fits RC-1005		

Item Code	Description	Colour	Material
RC-1091-GRY	Round dolly fits RC-1003 (4 wheels)	Grey	Polypropylene/Metal
RC-1092-GRY	Round dolly fits RC-1005 (5 wheels)		Polypropylene/Metal

ROUND CONTAINERS



Made in Europe & food contact approved*.
*Except black containers and lids.



Find these products in the **food service** category page 38

Item Code	Description	Colour	Material
RC-2003-BLA	Round container 85 L	Black	Polypropylene
RC-2003-BLU		Blue	
RC-2003-GRY		Grey	
RC-2003-WHT		White	
RC-2013-BLA	Snap-on lid fits RC-2003	Black	Polypropylene
RC-2013-GRY		Grey	
RC-2013-WHT		White	
RC-2005-BLA	Round container 120 L	Black	Polypropylene
RC-2005-GRY		Grey	
RC-2005-WHT		White	
RC-2015-BLA	Snap-on lid fits RC-2005	Black	Polypropylene
RC-2015-GRY		Grey	
RC-2015-WHT		White	

Item Code	Description	Colour	Material
RC-2025-GRY	Funnel top for RC-2005	Grey	Polypropylene
RC-2092-BLA	Round dolly fits RC-2003 & RC-2005 (4 wheels)	Black	Polypropylene/Metal



ANTI BACTERIAL PEDAL BINS

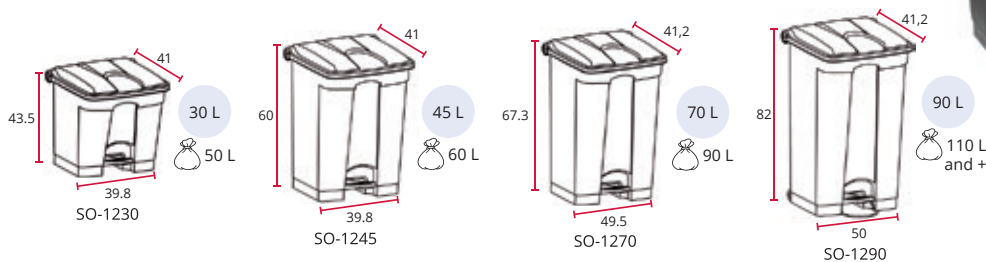
NEW



The preferred solution for **safe and touch-free** disposal of waste in **food service** and **healthcare** sectors.

This black version of the Probbax® pedal bin is made of recycled plastic and thoroughly infused with a silver ion agent that inhibits the growth of viruses and bacteria. This antimicrobial and antibacterial property is stable over time, withstands cleaning and disinfection procedures, and is compatible with HACCP protocols. A special « gloves/masks » sticker is delivered with each bin.

The 4 sizes of step ons are still available in two-colour or plain versions and come with a set of sorting stickers to apply on the lid. See selective collection category for more details.



Item Code	Description	Colour	Material
SO-1230-BLA	Anti bacterial pedal container 30 L	Black	Polypropylene (>70% recycled)
SO-1245-BLA	Anti bacterial pedal container 45 L		
SO-1270-BLA	Anti bacterial pedal container 70 L		
SO-1290-BLA	Anti bacterial pedal container 90 L		

A special "gloves and masks" sticker is included with black containers.

WASTE SEPARATION STICKERS

Associate a type of waste to the coloured lid of your choice. Each bin is delivered with a set of 6 stickers.



More colours and accessories in the **selective collection** category page 34



White and grey pedal bins can be found in the **food service** category page 39

BAG HOLDER

Enables the use of waste bags which circumference of opening is smaller than the one of the containers. It just rests on the top edges for quick installation and removal. For 70 L and 90 L pedal bins only.



Item Code	Description	Colour	Material
SO-1201-SIL	Double bag holder fits SO-1270 & 1290	Silver	Plated chrome

SACK HOLDERS WITH RUBBER CLAMP



Designed for **heavy-duty use in food service, healthcare or industrial environments.**

The flexible, double rubber fastening system securely maintains the bag in place when in use and eases bag installation and removal. The platform and side arches keep the bag in position under the rim to prevent tearing. A robust pedal allows for long lasting touch free operation. Compatible with refuse bags from 110 L and up, the sack holders are available in a choice of 2 grades of stainless steel and 2 types of wheels to suit every need.



SO-3104 & SO-3105 made of SS304 and fitted with rubber wheels of 8 cm diameter

Item Code	Description	Colour	Material
SO-2104-MSSTL	Bag holder 110 L - 2 wheels	Mirror stainless steel	Stainless steel 201
SO-3104-MSSTL			Stainless steel 304
SO-3105-MSSTL	Bag holder 110 L - 4 wheels		Stainless steel 304

All products of this page are also presented on page 40 in the **food service** section.

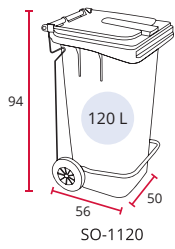
PEDAL OPERATED MOBILE CONTAINER



Food contact approved container popular for use in professional kitchens. (EN840)

Fitted with a wide pedal for hygienic hands-free operation. The large wheels and back handle optimise manoeuvrability and transport operations. Durable plastic and metal construction resist shocks, stains and a temperature range from -60°C to +120°C*.

*In case of storage by -60°C, wait for the container to return to ambient temperature before use.



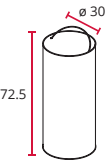
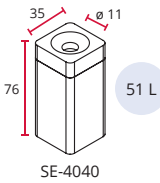
Item Code	Description	Colour	Material
SO-1120-WHT	Mobile step on container 120 L	White	Body: Polyethylene Lid: Polypropylene

MODULAR - FIREPROOF CONTAINERS

Elegant self-extinguishing waste containers suitable for selective collection.

This unique Probbax® modular concept is composed of 2 shapes of containers available in 4 finishes to fit in any high-end business environment. These TÜV certified fireproof units (paper contents only) are made of sturdy stainless steel or lacquered galvanised steel and offer hands-free waste disposal. Install just one container or combine shapes to create a bespoke waste separation station (see page 28 for examples of combinations). The adjustable feet allow for perfect alignment of the units on uneven floors.

SQUARE SHAPE



SE-4040-BLA




SE-4040-SIL



SE-4040-SSSTL



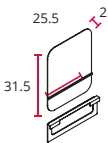
SE-4040-WHT



Adjustable feet

Item Code	Description	Colour	Material
SE-4040-BLA	Modular fireproof container 51 L - Square	Black	Epoxy
SE-4040-SIL		Silver	Epoxy
SE-4040-SSSTL		Satin stainless steel	Stainless steel 201
SE-4040-WHT		White	Epoxy

OPTIONAL DISPLAY TO ADD A MESSAGE



SE-4041-BLA



SE-4041-SIL



SE-4041-SSSTL

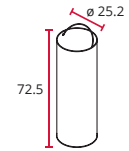
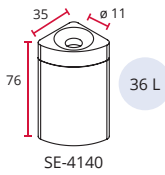


SE-4041-WHT

Item Code	Description	Colour	Material
SE-4041-BLA	Display panel fits SE-4040 & SE-4140	Black	Epoxy
SE-4041-SIL		Silver	Epoxy
SE-4041-SSSTL		Satin stainless steel	Stainless steel 201
SE-4041-WHT		White	Epoxy



QUARTER SHAPE



SE-4140-BLA



SE-4140-SIL



SE-4140-SSSTL



SE-4140-WHT



Item Code	Description	Colour	Material
SE-4140-BLA	Modular fireproof container 36 L - ¼ Circle	Black	Epoxy
SE-4140-SIL		Silver	Epoxy
SE-4140-SSSTL		Satin stainless steel	Stainless steel 201
SE-4140-WHT		White	Epoxy

3 containers and displays combined to encourage waste separation

FIRE EXTINGUISHING

TÜV fireproof certification.



More combinations in the selective collection category page 28

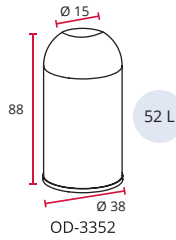
OPEN DOME RECEPTACLE

Dropping the waste **without touching.**

The simplest no-touch disposal of waste. The external matt black cover lid is easy to clean and hides the inside liner underneath for an overall neat look. Rounded and sleek design that will fit both in restrooms or in stores. Commercial grade construction with rubber rim at the bottom to protect against scratches and chemicals.



Conveniently sized top opening for fast and clean waste disposal



OD-3352-BLA



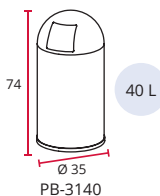
Item Code	Description	Colour	Material
OD-3352-BLA	Open dome receptacle 52 L	Black	Epoxy

Open Dome bins with coloured lids are presented in the **selective collection** category page 29

PUSH BINS

Decorative, indoor waste management.

The push lid bullet bin is a classic equipment to be found in a variety of public places or business environments. This model is equipped with a silent spring-operated stainless steel trap and a bag holder to keep trash out of sight. A rubber rim around the bottom edge protects from scratches and chemicals.



PB-3140-BLA



PB-3140-MSSTL



Item Code	Description	Colour	Material
PB-3140-BLA	Push bin 40 L	Black	Epoxy
PB-3140-MSSTL		Mirror stainless steel	Stainless steel 430 & 304



SELECTIVE
WASTE COLLECTION





Efficient waste separation for **increased recycling rates.**



HOTELS

Reception							✓	✓					✓	✓
Guest rooms					✓	✓								
Conference room		✓		✓			✓	✓				✓	✓	✓
Office	✓	✓	✓	✓	✓	✓	✓						✓	✓
Kitchen									✓	✓	✓	✓		
Laundry									✓					
Restrooms											✓	✓		✓
Bar											✓	✓		

RESTAURANTS, CAFES ...

Kitchen									✓	✓	✓	✓		
Restaurant/Bar									✓		✓	✓		✓
WC											✓	✓	✓	✓
Outdoor									✓	✓				

CLEANING COMPANIES

WCs									✓		✓	✓		✓
Office spaces	✓	✓	✓	✓	✓	✓	✓	✓				✓	✓	✓
Kitchens									✓	✓	✓	✓		

OFFICES

Reception	✓	✓	✓	✓	✓	✓	✓	✓				✓	✓	✓
Open Space/Conference		✓	✓	✓	✓	✓	✓	✓				✓	✓	✓
Kitchen									✓	✓	✓	✓		✓
Restrooms											✓	✓	✓	✓

EDUCATION

Hallways		✓		✓			✓	✓	✓			✓	✓	✓
Library	✓	✓	✓	✓	✓	✓	✓	✓	✓		✓	✓	✓	✓
Kitchen									✓	✓	✓	✓		
Restrooms									✓		✓	✓		✓

HEALTHCARE

Reception											✓	✓	✓	✓
Patients' rooms					✓	✓					✓	✓		
Kitchen									✓	✓	✓			
Laundry									✓					
Restaurant/Cafe		✓		✓			✓				✓	✓	✓	✓

INDUSTRY

Production plants		✓		✓			✓	✓	✓	✓	✓	✓		✓
Warehouses		✓		✓					✓	✓	✓	✓		
Restrooms									✓	✓	✓	✓		✓

PUBLIC AREAS

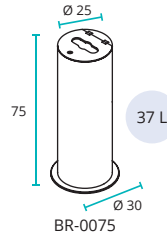
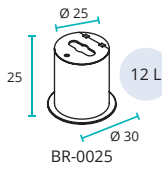
Malls	✓			✓				✓	✓	✓	✓	✓	✓	✓
Amusement parks								✓	✓	✓	✓	✓	✓	✓
Sport clubs/Stadiums	✓	✓		✓			✓	✓	✓	✓	✓	✓	✓	✓
Airports/Gas/Railway stations		✓		✓			✓	✓	✓	✓	✓	✓	✓	✓

BATTERY CONTAINERS



Perfect for collection of **recyclables** anywhere.

Transparent containers to collect batteries, phones, glasses etc. Dimensions of opening: 11 x 3.8 cm. Padded inside to reduce the noise when items are dropped, they are also lockable (key included). While the small model is perfect for installation on a counter or shelf, the large model of 75 cm height is ideal free standing on the floor. Made of recyclable PMMA.



Item Code	Description	Colour	Material
BR-0025-CLR	Battery container 12 L	Clear	PMMA
BR-0075-CLR	Battery container 37 L	Clear	PMMA

Stickers included
(battery, glasses, phone, other)

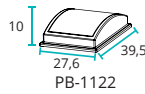
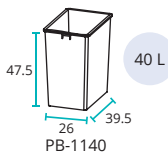
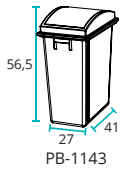
SLIM CONTAINER

NEW



Multi-purpose containers for **narrow spaces**.

These containers can be used with or without swing lid. They are easy to place under a desk or a countertop. See page 15 for a wall-mounted version sold as a kit.



Item Code	Description	Colour	Material
PB-1140-BLA	Slim container 40 L	Black	Polypropylene
PB-1122-BLU	Swing lid	Blue	
PB-1122-YEL		Yellow	
PB-1122-BLA		Black	
PB-1143-BLA	Slim container 40 L with lid	Black	
PB-1143-BYEL		Black/Yellow	
PB-1143-BBLU		Black/Blue	

PB-1143-BLA

PB-1143-BYEL

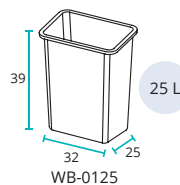
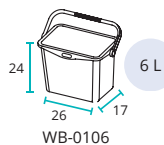
PB-1143-BBLU

WASTE BASKET WITH OPTIONAL SADDLE BIN



Office waste basket ideal for **selective collection** in the **workplace**.

Light but robust 25 L bin made of polypropylene. The seethrough 6 L saddle bin is equipped with a handle and a lid to ease emptying and contain odours of organic waste.



Item Code	Description	Colour	Material
WB-0106-CLR	Saddle bin 6 L	Clear	Polypropylene
WB-0125-GRY	Waste basket 25 L	Grey	

WB-0106-CLR


WB-0125-GRY

WASTE SEPARATION BASKET - 2 OR 3 COMPARTMENTS



A compact selective waste solution.

Ideal for desk sides in hospitality and office environments, this clever design allows for convenient separation of small waste. Waste identification on liner handles with pictogram stickers. 6 stickers delivered with each unit.



Item Code	Description	Colour	Material
WB-1251-BLA	Waste basket 13 L, 3 removable compartments	Basket: black. Liners: black, yellow, blue	Epoxy/PP
WB-1251-SSSTL		Basket: satin stainless steel. Liners: black, yellow, blue	SS 201/PP
WB-1252-BLA		Basket: black. Liners: black	Epoxy/PP
WB-1252-SSSTL		Basket: satin stainless steel. Liners: black	SS 201/PP
WB-1253-BLA	Waste basket 13 L, 2 removable compartments	Basket: black. Liners: 1/3 black, 2/3 grey	Epoxy/PP
WB-1253-SSSTL		Basket: satin stainless steel. Liners: 1/3 black, 2/3 grey	SS 201/PP



WASTE SEPARATION BINS - WITH LID



Efficient 3 stream waste separation for all businesses.

This original stylish Probbax® design brings waste separation into conference rooms, offices, breaking rooms etc. Available in 2 capacities and 2 finishes, the bins come with 3 galvanised inside liners, easily removable using integrated handles.



Item Code	Description	Colour	Material
WB-1261-BLA	Waste separation bin 40 L	Black	Epoxy
WB-1261-SSSTL		Satin stainless steel	Stainless steel 430
WB-1271-BLA	Waste separation bin 60 L	Black	Epoxy
WB-1271-SSSTL		Satin stainless steel	Stainless steel 430



Waste identification on lid with pictogram and/or colour stickers

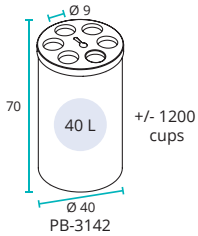
CUP COLLECTION CONTAINERS



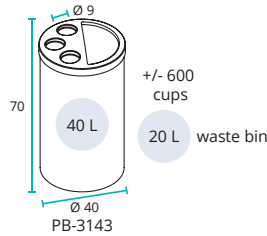
Easy cup collection in stylish containers.

Ideal for disposing of plastic or paper cups and stirrers next to coffee machines, conference or break rooms. Cups are dropped directly into the tubes attached to the lid. Collection optimised by up to 60% as cups stack automatically inside the tubes. For cups up to 8 cm diameter.

2 variants available: cups only or cups and waste bin.



PB-3142-BLA



PB-3143-BLA



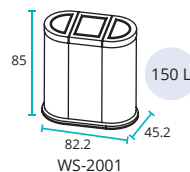

Item Code	Description	Colour	Material
PB-3142-BLA	Cup collection container 40 L	Black	Epoxy
PB-3143-BLA	Cups & waste collection container 40 L		

WASTE SEPARATION STATIONS



3 stream waste station, stylish and compact.

Designed to encourage waste separation in high-traffic areas, the sorting stations are equipped with 3 removable inside liners with bag holders. Indication of the type of flow on the top or on the sides with colour stickers and pictograms (included).



WS-2001-SSSTL



WS-2001-SIL



WS-2001-BLA

Item Code	Description	Colour	Material
WS-2001-SSSTL		Satin stainless steel	Stainless steel 201
WS-2001-BLA	Waste station 150 L with rigid liners	Black	Epoxy
WS-2001-SIL		Silver	



Colour stickers and pictogram stickers delivered with each unit:

Cans & Bottles / Paper / Plastics / Metal / Organic / Glass / Non recyclable / Other.

MODULAR - FIREPROOF CONTAINERS

Elegantly designed bins available in 2 shapes: quarter-circle or square shapes can be combined to match the configuration of the available space and the number of flows required. Display panels will provide a clear identification of the type of waste to dispose of in each container.

See pages 20-21 for product codes and range details

FIRE RESISTANT



TÜV fireproof certification



SELECTIVE WASTE COMBINATIONS

Corner combinations



2 x SE-4040 + 1 x SE-4140
Corner combination

Island combinations



2 x SE-4040 + 2 x SE-4140
Island combination

In line combinations



1 x SE-4040 + 2 x SE-4140
In line combination

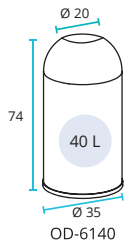


WASTE SEPARATION OPEN DOME RECEPTACLE



Elegant design to fit all business environments.

A large top opening enables a quick disposal of waste into the liner. The coloured lids are varnished to remain fingerprints-free. Colours can be chosen individually to match an interior or combined to create a waste separation station.




OD-6140-SBLU

OD-6140-SGRN

OD-6140-SRED

Reception



Sort and drop your waste without touching the lid



OD-6140-SSSTL

OD-6140-SYEL



Meeting rooms



Break rooms



Item Code	Description	Colour	Material
OD-6140-SBLU	Open dome bin 40 L - blue lid	Satin stainless steel / Varnished blue	Stainless steel 430 & 201
OD-6140-SGRN	Open dome bin 40 L - green lid	Satin stainless steel / Varnished green	
OD-6140-SRED	Open dome bin 40 L - red lid	Satin stainless steel / Varnished red	
OD-6140-SSSTL	Open dome bin 40 L - varnished lid	Satin stainless steel / Varnished satin SS	
OD-6140-SYEL	Open dome bin 40 L - yellow lid	Satin stainless steel / Varnished yellow	

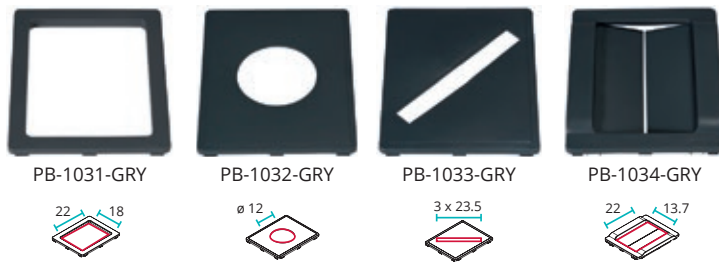
WASTE SEPARATION RECEPTACLES

The most complete waste separation system.
Hundreds of possible combinations.

2 sizes: 60 L or 80 L – available in 7 colours for effective waste separation. 3 types of lids: Mix & Match lids, Dome lids, and Flat lids. All lids are compatible with wall mounting (see pages 32 - 34 for more details). 6 recycling stickers included with each flat lid for explicit waste allocation. Accessories available for wall-mounting, restraining access to contents, creating combinations and facilitating handling. Robust and durable plastic construction. Easy to clean and maintain.


A B C Mix & Match system allows for **40 combinations** of coloured frames + inserts.

A INSERTS

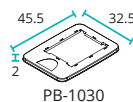


Item Code	Description	Colour	Material
PB-1031-GRY	Rectangular opening - Mix & Match insert for PB-1030 frame	Grey	Polypropylene
PB-1032-GRY	Round opening - Mix & Match insert for PB-1030 frame		
PB-1033-GRY	Slot opening - Mix & Match insert for PB-1030 frame		
PB-1034-GRY	Swing flaps - Mix & Match insert for PB-1030 frame		

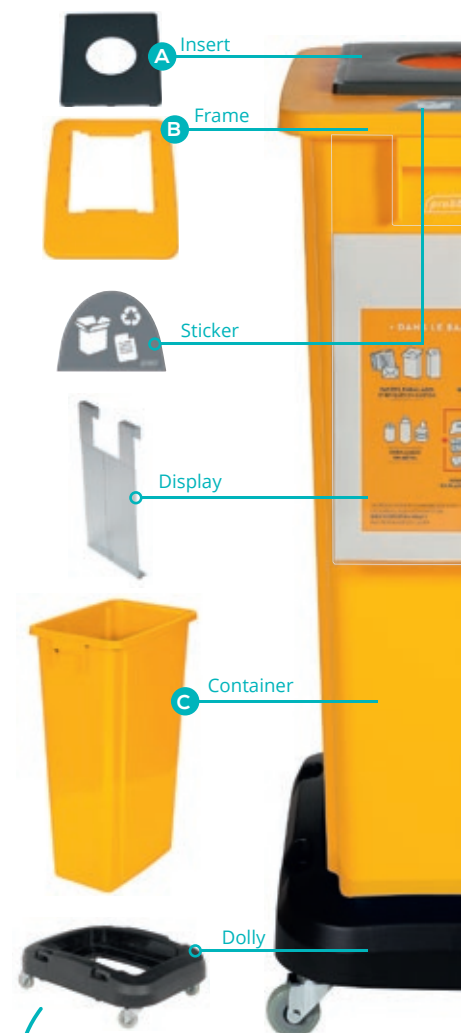
B FRAMES



Item Code	Description	Colour	Material
PB-1030-BLA	Mix & Match frame fits PB-1080 & PB-1090	Black	Polypropylene
PB-1030-BLU		Blue	
PB-1030-BRN		Brown	
PB-1030-DGN		Dark green	
PB-1030-GRN		Green	
PB-1030-GRY		Grey	
PB-1030-LGN		Lime green	
PB-1030-RED		Red	
PB-1030-WHT		White	
PB-1030-YEL		Yellow	



Create and visualise your customised recycling station with our online configurator at www.probbax.com



See page 33 for dollies, displays and other accessories.

WASTE SEPARATION STICKERS

Associate a type of waste to the coloured lid of your choice. Each bin is delivered with a set of 6 stickers.



See page 32 for more lids for waste separation receptacles.

C CONTAINERS



Black version made from 70% recycled material



PB-1090-BLA*

PB-1090-BLU

PB-1090-GRN

PB-1090-GRY



PB-1090-WHT


PB-1090-YEL

PB-1090-CLR

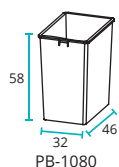
*Black containers made of recycled plastics up to 70%.

The translucent variant of both 60 L and 80 L containers enables to evaluate the filling level from a distance.

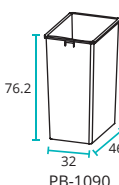
White and translucent bins with lid and accessories are presented page 38 as food approved Mobile Ingredient Bins.



Item Code	Description	Colour	Material
PB-1080-BLA*	Waste separation receptacle 60L (no lid)	Black	Polypropylene
PB-1080-BLU		Blue	
PB-1080-GRN		Green	
PB-1080-GRY		Grey	
PB-1080-WHT		White	
PB-1080-YEL		Yellow	
PB-1080-CLR		Clear	



Item Code	Description	Colour	Material
PB-1090-BLA*	Waste separation receptacle 80L (no lid)	Black	Polypropylene
PB-1090-BLU		Blue	
PB-1090-GRN		Green	
PB-1090-GRY		Grey	
PB-1090-WHT		White	
PB-1090-YEL		Yellow	
PB-1090-CLR		Clear	



PB-1080-CLR

LIDS FOR WASTE SEPARATION RECEPTACLES



FLAT LIDS



PB-1012-GRN



PB-1012-BLU



PB-1014-YEL



PB-1014-BLU



PB-1013-YEL



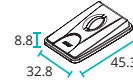
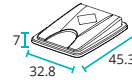
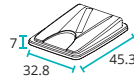
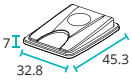
PB-1011-GRY



PB-1011-CLR

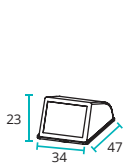


Side view

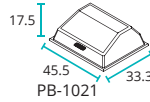


Item Code	Description	Colour	Material
PB-1011-GRY	"Universal" lid fits PB-1080 & PB-1090	Grey	Polypropylene
PB-1011-CLR	"Universal" lid fits PB-1080 & PB-1090	Clear	
PB-1012-BLU	"Cans &/or bottles" lid fits PB-1080 & PB-1090	Blue	
PB-1012-GRN	"Cans &/or bottles" lid fits PB-1080 & PB-1090	Green	
PB-1013-YEL	"Universal" lid with square opening fits PB-1080 & PB-1090	Yellow	
PB-1014-BLU	"Paper" lid fits PB-1080 & PB-1090	Blue	
PB-1014-YEL	"Paper" lid fits PB-1080 & PB-1090	Yellow	

DOME & PUSH LIDS



PB-1081-GRY-LID



PB-1021-GRY



PB-1021-WHT



See page 15 for full kits of wall-mounted bins with swing lid

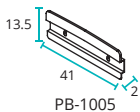
Item Code	Description	Colour	Material
PB-1081-GRY-LID	"Push" lid fits PB-1080 & PB-1090	Grey	Polypropylene
PB-1021-GRY	Swing lid fits PB-1080 & PB-1090	Grey	Polypropylene
PB-1021-WHT		White	

WALL-MOUNTING SET



Set composed of bracket and screws.

All waste separation lids are compatible with wall mounting. See page 15 for more wall-mounted containers.



PB-1005-DGRY



See page 15 for full kits of wall bracket + container + swing lid

Item Code	Description	Colour	Material
PB-1005-DGRY	Wall-mounting set fits PB-1080 & PB-1090	Dark grey	Epoxy

LOCKING KIT



Locking system to **prevent** unauthorised access to critical waste.

Compatible with all lids of waste separation receptacles.



PB-1000-BLA

Item Code	Description	Colour	Material
PB-1000-BLA	Locking kit for PB-10xx	Black	Epoxy



DOLLIES



Link dollies to create a mobile waste station.

Dollies available in plastic or metal. Easy transportation of full containers to larger collection points. Fitted with swivel casters (2 with breaks on PB-1001-BLA). Dollies loading capacity: 80 Kg.



Item Code	Description	Colour	Material
PB-1001-BLA	Trolley fits PB-1080 & PB-1090	Black	Epoxy
PB-1002-BLA			Polypropylene

CONNECTORS



A set of two connectors to link the containers to each other and to securely keep them in place. Connectors are compatible with the use of lids.

Item Code	Description	Colour	Material
PB-1006-SSSTL	Set of 2 connectors for PB-1080 & 1090	Satin stainless steel	Stainless steel



DISPLAY PANELS



Displays help emphasise sorting instructions and encourage good practices. Both displays fit an A4 sheet, fit 60 L and 80 L containers and are compatible with the use of lids.



Item Code	Description	Colour	Material
PB-1008-CLR	Upright display for PB-1080 & PB-1090	Clear	PMMA
PB-1009-CLR	Hanging display for PB-1080 & PB-1090		PVC



BAG HOLDER



The bag holder enables the use waste bags which circumference of opening is smaller than the one of the containers. Easy to install and remove, just lies on the rim of the container. Compatible with the use of lids, connectors and displays.

Item Code	Description	Colour	Material
PB-1520-SIL	Porte-sac pour PB-1080 & 1090	Silver	Plated chrome



PEDAL BINS



Ideal for hands-free refuse disposal.

The Probbax® pedal bins enable efficient waste management in professional environments. The 4 sizes of containers are available in 4 different colours or bicoloured and come with a set of 6 waste separation stickers to apply on the lid.



FULL COLOURS



Item Code	Description	Colour	Material
SO-1230-...	Pedal container 30 L	GRY: Grey WHT: White RED: Red YEL: Yellow	Polypropylene
SO-1245-...	Pedal container 45 L		
SO-1270-...	Pedal container 70 L		
SO-1290-...	Pedal container 90 L		

Example for a 30 L red bin: SO-1230-RED.



Antibacterial pedal bins can be found in the **indoor waste management** category page 18

DUAL COLOUR

Grey body with coloured lid. White body with coloured lid. One set of 6 waste separation stickers is delivered with each container.



Item Code	Description	Body colour code	Lid colour code	Material
SO-1230-...	Pedal container 30 L - Grey body + coloured lid	G...: Grey	WHT: White RED: Red YEL: Yellow BLU: Blue GRN: Green	Polypropylene
SO-1245-...	Pedal container 45 L - Grey body + coloured lid			
SO-1270-...	Pedal container 70 L - Grey body + coloured lid			
SO-1290-...	Pedal container 90 L - Grey body + coloured lid			

Example for a 30 L dual colour bin with grey body and red lid: SO-1230-GRED.



Item Code	Description	Body colour code	Lid colour code	Material
SO-1230-...	Pedal container 30 L - White body + coloured lid	W...: White	GRY: Grey RED: Red YEL: Yellow BLU: Blue GRN: Green	Polypropylene
SO-1245-...	Pedal container 45 L - White body + coloured lid			
SO-1270-...	Pedal container 70 L - White body + coloured lid			
SO-1290-...	Pedal container 90 L - White body + coloured lid			

Example for a 70 L dual colour bin with white body and blue lid: SO-1270-WBLU.

WASTE SEPARATION STICKERS

Associate a type of waste to the coloured lid of your choice. Each bin is delivered with a set of 6 stickers.



Paper/Carbon



Glass



Plastic



Organic



Metal



Others



BAG HOLDER

Enables the use of waste bags which circumference of opening is smaller than the one of the containers. It just rests on the top edges for quick installation and removal. For 70 L and 90 L pedal bins only.

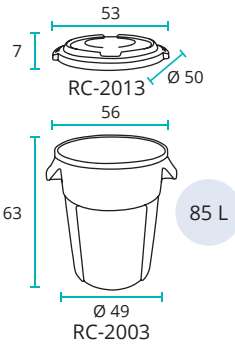
Item Code	Description	Colour	Material
SO-1201-SIL	Double bag holder fits SO-1270 & 1290	Silver	Plated chrome



ROUND CONTAINERS



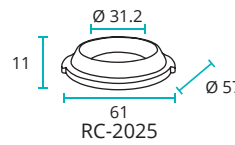
Made in Europe & food contact approved*.
*Except black containers and lids.



RC-2013-WHT

RC-2003-WHT

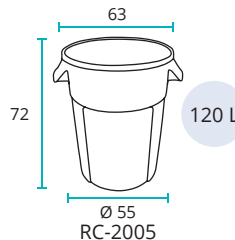
RC-2092-BLA



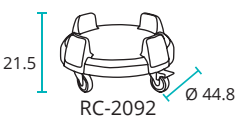
RC-2025-GRY



RC-2015-GRY



RC-2005-GRY


















RC-2092-BLA

Item Code	Description	Colour	Material
RC-2003-BLA	Round container 85 L	Black	Polypropylene
RC-2003-BLU		Blue	
RC-2003-GRY		Grey	
RC-2003-WHT		White	
RC-2013-BLA	Snap-on lid fits RC-2003	Black	Polypropylene
RC-2013-GRY		Grey	
RC-2013-WHT		White	
RC-2005-BLA	Round container 120 L	Black	Polypropylene
RC-2005-GRY		Grey	
RC-2005-WHT		White	
RC-2015-BLA		Snap-on lid fits RC-2005	
RC-2015-GRY	Grey		
RC-2015-WHT	White		

Item Code	Description	Colour	Material
RC-2025-GRY	Funnel top for RC-2005	Grey	Polypropylene
RC-2092-BLA	Round dolly fits RC-2003 & RC-2005 (4 wheels)	Black	Polypropylene/Metal

CONTAINERS AND WASTE BAGS COMPATIBILITY CHART

Product code	Container capacity Liters	Perimeter of Top opening or Liner	Waste bag minimum dimensions		
			Width	Height	
FR-100 / FR-1112	6 L	105 cm		46 cm	53 cm
FR-1003 / FR-1113	13 L	85 cm		54 cm	60 cm
PB-1140	40 L	124 cm		72 cm	58 cm
PB-1080	60 L	143 cm		83 cm	96 cm
PB-1090	80 L			114 cm	
PB-3140	40 L	126 cm		63 cm	104 cm
PB-3142					
PB-3143					
OD-3352	52 L	112 cm <i>Liner</i>		54 cm	101 cm
OD-6140	40 L	101 cm <i>Liner</i>		54 cm	60 cm
RC-1003	80 L	153 cm		77 cm	101 cm
RC-1005	120 L	174 cm		88 cm	113 cm
SE-4040	51 L	96 cm		49 cm	84 cm
SE-4140	36 L	81 cm			
SO-1120	120 L	196 cm		200 cm	149 cm
SO-1230	30 L	136 cm		86 cm	79 cm
SO-1245	45 L			96 cm	107 cm
SO-1270	70 L	153 cm		96 cm	122 cm
SO-1290	90 L				
SO-2104	110 L	119 cm		103 cm	133 cm
SO-3104					
SO-3105					
SO-6003	3 L	51 cm	<i>Plastic liner</i>	27 cm	47 cm
SO-6005	5 L	60 cm		31 cm	50 cm
SO-6012	12 L	75 cm		39 cm	63 cm
SO-6020	20 L	92 cm		46 cm	70 cm
SO-6030	30 L			90 cm	
SO-7012	12 L	71 cm		<i>Metal liner</i>	39 cm
ST-0210	10 L	75 cm		49 cm	50 cm
ST-0225	25 L	104 cm		67 cm	68 cm
ST-0250	50 L	123 cm		80 cm	87 cm
WB-0125	25 L	103 cm		81 cm	107 cm
WB-1011	10 L	64 cm		32 cm	55 cm
WB-1042		70 cm		35 cm	54 cm
WB-1051		71 cm			53 cm
WM-3020	20 L	95 cm		55 cm	82 cm
WM-3040	40 L	109 cm		63 cm	101 cm

Bins with compartments

WB-1251	13 L		3 x 5 L waste bags	
WB-1252				
WB-1253	13 L		1 x 5 L waste bag + 1 x 10 L waste bag	
WB-1261	40 L		1 x 20 L waste bag + 2 x 10 L waste bags	
WB-1271	60 L		1 x 30 L waste bag + 2 x 15 L waste bags	
WS-2001	150 L	100/122 cm		2 x 50 L waste bags + 1 x 100 L waste bag



FOOD SERVICE
EQUIPMENT



FOOD APPROVED BINS NEW

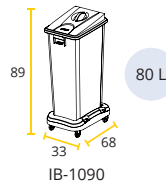
Space saving and mobile solution to store foods in **commercial kitchens or storage rooms.**

Kit composed of food contact approved white or clear bin, white or clear lid (also food approved) and a transport dolly. Available in either 60L or 80L, these ingredient bins (with lid or without) can hang against on a wall when using the wall mounting support ref. PB-1005-DGRY (see page32). The one-size-fits-all dollies can be attached to move several bins at once.



IB-1080-CLR

IB-1080-WHT



IB-1090-CLR

IB-1090-WHT

Item Code	Description	Colour	Material
IB-1080-CLR	Ingredient bin 60L with dolly	Clear	Polypropylene
IB-1080-WHT		White	
IB-1090-CLR	Ingredient bin 80L with dolly	Clear	
IB-1090-WHT		White	

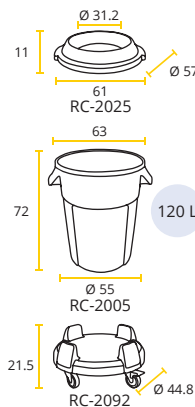
ROUND CONTAINERS

Food contact approved containers.

Soft grip, built-in handles for non-slip lifting and avoid jamming when the containers are stacked or nested. Special bin structure helps removal of heavy waste bags. Platform dolly and clip on lid sold separately. Transport platform dolly extends to fit both container sizes. A funnel top is available for 120L model.



RC-2003-WHT



RC-2005

RC-2092



RC-2025-GRY



RC-2005-GRY

Item Code	Description	Colour	Material
RC-2003-WHT	Round container 85 L	White	Polypropylene
RC-2005-WHT	Round container 120 L		

Item Code	Description	Colour	Material
RC-2025-GRY	Funnel top for RC-2005	Grey	Polypropylene
RC-2092-BLA	Round dolly fits RC-2003 & RC-2005 (4 wheels)	Black	Polypropylene/Metal

Full range page 17



Containers and lids approved for food contact.

PEDAL BINS



Ideal for hands-free refuse disposal.
A must in the food service and healthcare industries.

Designed with durability, hygiene and efficiency in mind, Probbax® pedal bins feature a quiet, heavy-duty pedal mechanism combined with a tight-fitting, overlapping lid that helps contain odours. The rounded corners and smooth surface ensure easy cleaning and disinfecting in line with HACCP procedures. Made of polypropylene, the Probbax® pedal bins will not rust nor dent, chip or peel.

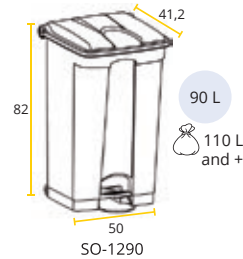
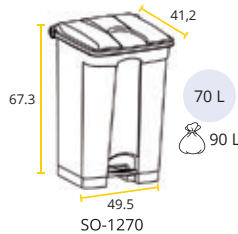
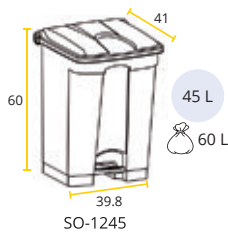
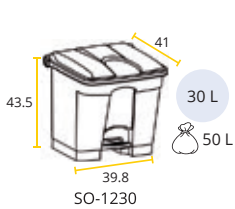
Item Code	Description	Colour	Material
SO-1230-...	Pedal container 30 L		
SO-1245-...	Pedal container 45 L	GRY: Grey WHT: White	Polypropylene
SO-1270-...	Pedal container 70 L		
SO-1290-...	Pedal container 90 L		



SO-1245-GRY



SO-1290-WHT



SO-1290-GRY



Wide comfortable opening. Front ring for increased stability on 90 L version.



90 L container fitted with rear wheels for easy transportation.



Robust pedal mechanism allows for use without touching.

WASTE SEPARATION STICKERS

Associate a type of waste to the coloured lid of your choice. Each bin is delivered with a set of 6 stickers.



Antibacterial pedal bins can be found in the indoor waste management category page 18

More colours and accessories in the selective collection category page 34

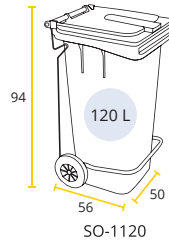
PEDAL OPERATED MOBILE CONTAINER



Food contact approved container popular for use in professional kitchens. (EN840)

Fitted with a wide pedal for hygienic hands-free operation. The large wheels and back handle optimise manoeuvrability and transport operations. Durable plastic and metal construction resist shocks, stains and a temperature range from -60°C to +120°C*.

*In case of storage by -60°C, wait for the container to return to ambient temperature before use.



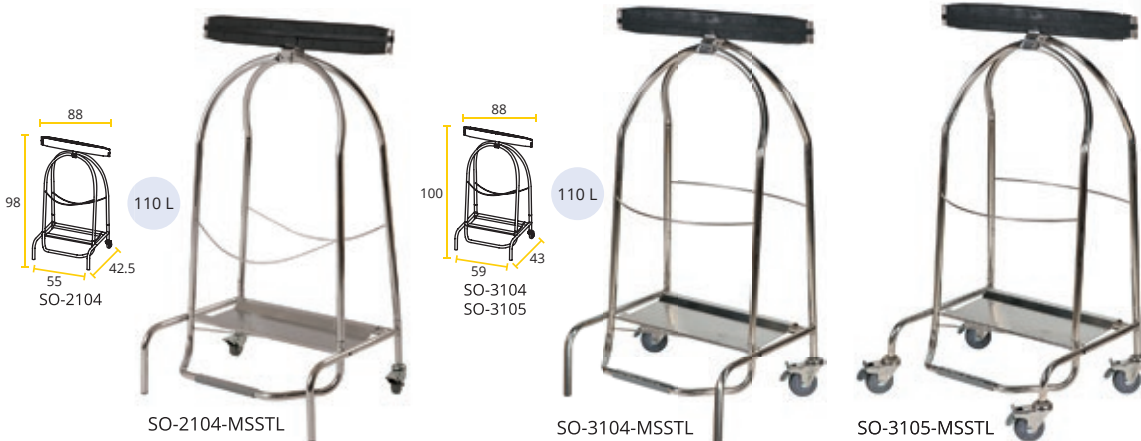
Item Code	Description	Colour	Material
SO-1120-WHT	Mobile step on container 120 L	White	Body: Polyethylene Lid: Polypropylene

SACK HOLDERS WITH RUBBER CLAMP



Designed for heavy-duty use in food service, healthcare or industrial environments.

The flexible, double rubber fastening system securely maintains the bag in place when in use and eases bag installation and removal. The platform and side arches keep the bag in position under the rim to prevent tearing. A robust pedal allows for long lasting touch free operation. Compatible with refuse bags from 110 L and up, the sack holders are available in a choice of 2 grades of stainless steel and 2 types of wheels to suit every need.



SO-3104 & SO-3105 made of SS304 and fitted with rubber wheels of 8 cm diameter

Item Code	Description	Colour	Material
SO-2104-MSSTL	Bag holder 110 L - 2 wheels	Mirror stainless steel	Stainless steel 201
SO-3104-MSSTL			Stainless steel 304
SO-3105-MSSTL	Bag holder 110 L - 4 wheels		Stainless steel 304



SANITARY
EQUIPMENT



HANDKERCHIEF/COSMETIC PAPER DISPENSER

Accommodates one standard-sized tissue box (+/- 100 tissues). Easy reloading and maintenance. Stainless steel with mirror finish. Wall-mountable with mounting hardware included.



Item Code	Description	Colour	Material
PD-3062-MSSTL	Handkerchief dispenser	Mirror stainless steel	Stainless steel 430

ROLL TOILET PAPER DISPENSER

The dispensers accommodate jumbo rolls of 400 or 200 m. Smooth surface easy to clean and maintain. Powder coated steel parts (in and outside) are protected against rust. Visual check on paper reserve. Integrated keylock to prevent theft. Vandal-proof sturdy construction. Available in white epoxy or satin stainless steel. Wall-mounting hardware and template included.



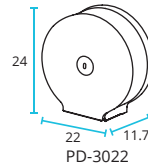
Easy reloading and maintenance



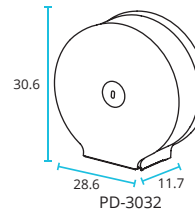
Serrated blades for an easy cutting of the paper on the right or left



Diameter of mandrel: 43 mm (delivered with adaptor to fit larger rolls)



PD-3022-SSSTL



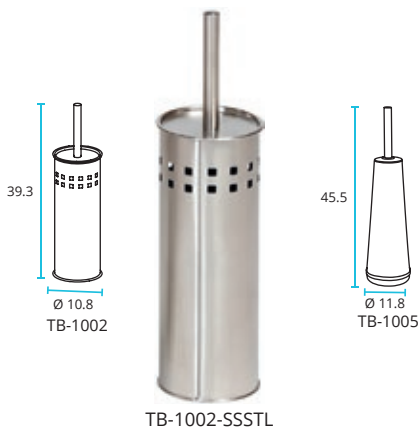
PD-3032-WHT

Item Code	Description	Colour	Material
PD-3022-SSSTL	Paper dispenser for 200 m rolls (round mandrel)	Satin stainless steel	Stainless steel 430
PD-3022-WHT	Paper dispenser for 200 m rolls (round mandrel)	White	Epoxy
PD-3032-SSSTL	Paper dispenser for 400 m rolls	Satin stainless steel	Stainless steel 430
PD-3032-WHT	Paper dispenser for 200 m rolls	White	Epoxy

TOILET BRUSHES

A wide choice of wall-mounted or free standing toilet brush holders. TB-1005-SSSTL features a brush with hygienic silicon bristles. Hardware included for wall-mounted versions.

FREE STANDING



TB-1002-SSSTL

TB-1005-SSSTL

WALL MOUNTED



TB-2003-MSSTL

TB-2003-MBLA

TB-2002-SSSTL

Brush with silicon bristles

Item Code	Description	Colour	Material
TB-1002-SSSTL	Toilet brush & holder	Satin stainless steel	Stainless steel 430
TB-1005-SSSTL			
TB-2002-SSSTL	Wall-mounted toilet brush	Mirror stainless steel	Stainless steel 430
TB-2003-MSSTL			
TB-2003-MBLA			



FLOOR SIGNS

Make a strong statement about safety.

Very efficient to draw the attention of the passers-by to the risks of accident during the operations of cleaning or maintenance. Warning message printed on both sides.



FS-1001-YEL

FS-1011-YEL

FS-1012-YEL

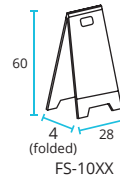
FS-1013-YEL

FS-1014-YEL

FS-1015-YEL

FS-1016-YEL

Item Code	Description	Colour	Material
FS-1001-YEL	Floor sign "Caution" (+french, german, spanish)	Yellow	Polypropylene
FS-1011-YEL	Floor sign "Wet floor" (without text)		
FS-1012-YEL	Floor sign "No trespassing" (without text)		
FS-1013-YEL	Floor sign "Danger-Power" (without text)		
FS-1014-YEL	Floor sign "Works in progress" (without text)		
FS-1015-YEL	Floor sign "No entry" (without text)		
FS-1016-YEL	Floor sign "Danger" (without text)		



Foldable in order to optimise storage space

INDEX

Page	Item Code	EAN Code	Single unit box size in cm			Outer carton size in cm			Carton volume in m ³	Quantity per outer carton Unit	N.W. Kg per unit	G.W. Kg per unit	Customs Duties HS Code
			L	W	H	L	W	H					
4	AT-0101-BLA	4897020620204	10,5	10,5	14,0	25,0	36,5	17,0	0,016	6	0,36	0,59	73239900
	AT-0102-BLA	4897020620167	16,5	17,0	18,5	51,0	18,0	40,0	0,037	6	0,93	1,12	73239900
	AT-0202-DGRY	4897020620617	16,5	7,5	26,7	36,0	26,0	29,0	0,027	6	2,13	2,33	73239900
	AT-0202-SSSTL	4897020629597	16,5	7,5	26,7	36,0	26,0	29,0	0,027	6	1,65	2,30	73239900
	AT-0210-DGRY	4897020626329	11,0	22,0	97,0	35,0	46,0	99,0	0,159	6	3,60	4,60	73239900
	AT-0212-DGRY	4897020626336	12,0	8,0	53,0	26,0	26,0	55,0	0,037	6	2,85	3,10	73239900
7	AT-0212-SSSTL	4897020629603	12,0	8,0	53,0	26,0	26,0	55,0	0,037	6	2,40	3,58	73239900
	AT-0213-DGRY	4897020629658							0,033	1	6,45	7,70	73239900
4	AT-0213-SSDG	4897020629665							0,033	1	6,00	8,18	73239900
7	AT-0222-DGRY	4897020620624	20,5	7,5	36,2	44,0	26,0	38,5	0,044	6	3,54	3,86	73239900
7	AT-0232-DGRY	4897020622598							0,112	2	16,83	18,98	73239900
	AT-0232-DGRY-BASE	4897020620716	42,0	28,0	8,0	44,0	30,0	18,5	0,024	2	6,90	8,00	73239900
	AT-0232-DGRY-BODY	4897020620723	22,0	17,0	102,5	45,5	18,5	104,5	0,088	2	9,93	10,98	73239900
9	AT-0233-DGRY	4897020624400	34,0	28,0	103,0	34,0	28,0	103,0	0,098	1	15,80	17,30	73239900
	AT-0234-DGRY	4897020624417	52,0	28,0	103,0	52,0	28,0	103,0	0,150	1	23,10	25,10	73239900
	AT-0252-DGRY	4897020625704	31,0	17,0	70,0	31,0	17,0	70,0	0,037	1	10,20	11,00	73239900
	AT-0262-DGRY	4897020625957							0,112	2	16,20	17,50	73239900
	AT-0262-DGRY-BASE	4897020622536	42,0	28,0	8,0	44,0	30,0	18,5	0,024	2	6,90	8,00	73239900
5	AT-0262-DGRY-BODY	4897020622529	22,0	17,0	102,5	45,5	18,5	104,5	0,088	2	9,30	9,50	73239900
	AT-0291-DGRY	4897020624264	13,5	13,0	56,0	29,0	29,0	60,0	0,050	4	3,00	3,20	73239900
6	AT-0291-MSSTL	4897020629245	13,5	13,0	56,0	29,0	29,0	60,0	0,050	4	2,00	2,40	73239900
	AT-0292-DGRY	4897020625964							0,066	2	11,00	12,00	73239900
	AT-0292-DGRY-BASE	4897020622482	34,5	34,5	8,5	35,5	35,5	20,0	0,025	2	6,50	6,75	73239900
	AT-0292-DGRY-BODY	4897020622475	13,5	11,0	108,5	30,0	12,5	109,0	0,041	2	4,50	5,25	73239900
	AT-0292-MSSTL	4897020629269							0,066	2	9,80	10,80	73239900
	AT-0292-MSSTL-BASE	4897020629283	34,5	34,5	8,5	35,5	35,5	20,0	0,025	2	5,30	5,55	73239900
5	AT-0292-MSSTL-BODY	4897020629290	13,5	11,0	108,5	30,0	12,5	109,0	0,041	2	4,50	5,25	73239900
	AT-0303-ALU	4897020629795	12,0	9,0	41,0	53,5	45,5	27,0	0,066	6	1,16	1,58	7615109090
	AT-0325-ALU	4895238700046								1	3,10	4,24	7615109090
6	AT-0325-ALU-BASE	4897020629801	31,5	31,5	6,5	32,5	32,5	28,5	0,030	4	1,10	1,62	7615109090
	AT-0325-ALU-BODY	4897020629818	12,0	9,5	99,0	27,0	21,0	101,5	0,058	4	2,00	2,62	7615109090
5	AT-0403-MSSTL	4895238700282	13,0	10,0	48,5	33,0	29,0	52,0	0,050	6	1,13	1,53	73239900
6	AT-0423-MSSTL	4895238700299	21,0	21,0	98,0	21,0	21,0	98,0	0,043	1	6,10	7,60	73239900
7	AT-0990-DGRY	4897020629399	36,5	36,5	45,5	36,5	36,5	45,5	0,061	1	3,20	4,70	39269090
8	AT-1271-DGRY	4897020622581	36,0	31,5	92,5	36,0	31,5	92,5	0,105	1	13,70	15,20	73239900
	AT-1272-DGRY	4897020624899	27,0	32,0	98,0	27,0	32,0	98,0	0,085	1	14,10	15,60	73239900
	AT-1273-DGRY	4897020624905	27,0	50,0	98,0	27,0	50,0	98,0	0,132	1	18,30	20,30	73239900

Page	Item Code	EAN Code	Single unit box size in cm			Outer carton size in cm			Carton volume in m ³	Quantity per outer carton Unit	N.W. Kg per unit	G.W. Kg per unit	Customs Duties HS Code
			L	W	H	L	W	H					
8	AT-2030-BLA	4897020620181	27,0	27,0	72,0	27,0	27,0	72,0	0,052	1	3,50	4,54	73239900
	AT-2030-SSSTL	4897020620198	27,0	27,0	72,0	27,0	27,0	72,0	0,052	1	3,20	4,30	73239900
25	BR-0025-CLR	4897020626022	36,0	36,0	35,0	75,0	38,0	72,5	0,207	4	1,30	1,50	39269050
	BR-0075-CLR	4897020626039	36,0	36,0	84,0	75,0	38,0	86,5	0,247	2	2,70	4,00	39269050
13	FR-1002-BLA	4897020620525				50,0	37,0	42,5	0,079	20	0,58	0,63	39269050
	FR-1112-DGRY	4895238700176				50,0	37,0	42,5	0,079	20	0,58	0,63	39269050
	FR-1003-BLA	4897020620532				58,0	42,0	51,0	0,124	20	0,85	0,90	39269050
	FR-1113-DGRY	4895238700190				58,0	42,0	51,0	0,124	20	0,85	0,90	39269050
43	FS-1001-YEL	4897020620396				31,5	28,5	64,0	0,057	10	0,65	0,74	39269050
	FS-1011-YEL	4897020625759				31,5	28,5	64,0	0,057	10	0,65	0,74	39269050
	FS-1012-YEL	4897020625766				31,5	28,5	64,0	0,057	10	0,65	0,74	39269050
	FS-1013-YEL	4897020625773				31,5	28,5	64,0	0,057	10	0,65	0,74	39269050
	FS-1014-YEL	4897020625780				31,5	28,5	64,0	0,057	10	0,65	0,74	39269050
	FS-1015-YEL	4897020625797				31,5	28,5	64,0	0,057	10	0,65	0,74	39269050
38	IB-1080-CLR	4895238700244									4,17		
	IB-1080-WHT	4895238700251									4,17		
	IB-1090-CLR	4895238700268									4,97		
	IB-1090-WHT	4895238700275									4,97		
22	OD-3352-BLA	4897020622277	42,0	42,0	101,0	42,0	42,0	101,0	0,178	1	6,80	10,00	73239900
29	OD-6140-SBLU	4897020626398	38,0	38,0	72,5	38,0	38,0	72,5	0,105	1	4,55	6,50	73239900
	OD-6140-SGRN	4897020626404	38,0	38,0	72,5	38,0	38,0	72,5	0,105	1	4,55	6,50	73239900
	OD-6140-SRED	4897020626411	38,0	38,0	72,5	38,0	38,0	72,5	0,105	1	4,55	6,50	73239900
	OD-6140-SSSTL	4897020626428	38,0	38,0	72,5	38,0	38,0	72,5	0,105	1	4,55	6,50	73239900
	OD-6140-SYEL	4897020626435	38,0	38,0	72,5	38,0	38,0	72,5	0,105	1	4,55	6,50	73239900
32	PB-1000-BLA	4897020624523	19,0	4,0	6,5	19,0	240,0	6,5	0,030	60	0,22	0,25	73239900
33	PB-1001-BLA	4897020624271	41,0	34,0	18,5	69,5	43,0	56,0	0,167	6	2,92	4,05	87168000
	PB-1002-BLA	4897020624912	49,0	16,0	36,0	100,0	51,0	39,0	0,199	6	1,67	2,30	87168000
32	PB-1005-DGRY	4897020626138	43,0	13,5	4,0	45,0	15,0	21,0	0,014	6	1,65	2,00	73239900
33	PB-1006-SSSTL	4897020627975				26,0	21,0	20,5	0,011	100	0,10	0,24	73239900
	PB-1008-CLR	4897020629474	4,8	23,5	46,0	50,0	25,5	47,5	0,061	10	0,73	1,00	39269090
	PB-1009-CLR	4897020629481	3,2	22,5	41,0	42,0	34,0	24,0	0,034	10	0,18	0,38	39269050
32	PB-1011-CLR	4895238700206				46,5	44,0	33,5	0,069	6	0,50	0,65	39269050
	PB-1011-GRY	4897020624288				46,5	44,0	33,5	0,069	6	0,50	0,65	39269050
	PB-1012-BLU	4897020624875				46,5	31,0	33,5	0,048	6	0,45	0,58	39269050
	PB-1012-GRN	4897020624295				46,5	31,0	33,5	0,048	6	0,45	0,58	39269050
	PB-1013-YEL	4897020624301				46,5	31,0	33,5	0,048	6	0,46	0,58	39269050
	PB-1014-BLU	4897020624318				46,5	31,0	33,5	0,048	6	0,46	0,58	39269050
	PB-1014-YEL	4897020625100				46,5	31,0	33,5	0,048	6	0,46	0,58	39269050
	PB-1021-GRY	4897020626015				33,4	36,5	47,0	0,057	6	0,63	0,73	39269050
	PB-1021-WHT	4897020626930				33,4	36,5	47,0	0,057	6	0,63	0,73	39269050
30	PB-1030-BLA	4897020627807				48,0	36,0	50,0	0,086	20	0,26	0,43	39269050
	PB-1030-BLU	4897020627814				48,0	36,0	50,0	0,086	20	0,26	0,43	39269050
	PB-1030-BRN	4897020627913				48,0	36,0	50,0	0,086	20	0,26	0,43	39269050
	PB-1030-DGN	4897020627920				48,0	36,0	50,0	0,086	20	0,26	0,43	39269050
	PB-1030-GRN	4897020627821				48,0	36,0	50,0	0,086	20	0,26	0,43	39269050
	PB-1030-GRY	4897020627838				48,0	36,0	50,0	0,086	20	0,26	0,43	39269050
	PB-1030-LGN	4897020627937				48,0	36,0	50,0	0,086	20	0,26	0,43	39269050
	PB-1030-RED	4897020627845				48,0	36,0	50,0	0,086	20	0,26	0,43	39269050
	PB-1030-WHT	4897020627944				48,0	36,0	50,0	0,086	20	0,26	0,43	39269050
	PB-1030-YEL	4897020627852				48,0	36,0	50,0	0,086	20	0,26	0,43	39269050
	PB-1031-GRY	4897020627869				50,0	31,0	40,0	0,062	40	0,10	0,15	39269090
	PB-1032-GRY	4897020627876				50,0	31,0	36,0	0,056	40	0,16	0,21	39269090
	PB-1033-GRY	4897020627883				50,0	31,0	36,0	0,056	40	0,18	0,23	39269090
	PB-1034-GRY	4897020627890				50,0	31,0	42,5	0,066	20	0,64	0,81	39269090
31	PB-1080-BLA	4897020626893				46,0	32,5	106,0	0,158	6	2,00	2,85	39269050
	PB-1080-BLU	4897020626909				46,0	32,5	106,0	0,158	6	2,00	2,85	39269050
	PB-1080-CLR	4897020629412				48,5	33,5	132,0	0,214	6	2,00	2,85	39269050
	PB-1080-GRN	4897020626916				46,0	32,5	106,0	0,158	6	2,00	2,85	39269050
	PB-1080-GRY	4897020620549				46,0	32,5	106,0	0,158	6	2,00	2,85	39269050
	PB-1080-WHT	4897020626947				46,0	32,5	106,0	0,158	6	2,00	2,85	39269050
32	PB-1080-YEL	4897020629535				46,0	32,5	106,0	0,158	6	2,00	2,85	39269050
31	PB-1081-GRY-LID	4897020620556				53,0	35,5	53,0	0,100	10	0,62	0,79	39269050
	PB-1090-BLA	4897020626442				46,0	32,5	126,0	0,188	6	2,80	3,22	39269050
	PB-1090-BLU	4897020626459				46,0	32,5	126,0	0,188	6	2,80	3,22	39269050
	PB-1090-CLR	4897020629429				46,5	32,5	150,5	0,227	6	2,80	3,22	39269050
	PB-1090-GRN	4897020626466				46,0	32,5	126,0	0,188	6	2,80	3,22	39269050
	PB-1090-GRY	4897020622932				46,0	32,5	126,0	0,188	6	2,80	3,22	39269050
14	PB-1090-WHT	4897020626954				46,0	32,5	126,0	0,188	6	2,80	3,22	39269050
	PB-1090-YEL	4897020627951				46,0	32,5	126,0	0,188	6	2,80	3,22	39269050
	PB-1105-DGRY	4897020626961	13,5	3,5	29,0	43,0	20,0	32,0	0,028	15	0,80	1,00	73239900
	PB-1121-GRY	4897020627012				40,5	28,5	34,0	0,039	10	0,49	0,59	39269050

Page	Item Code	EAN Code	Single unit box size in cm			Outer carton size in cm			Carton volume in m ³	Quantity per outer carton Unit	N.W. Kg per unit	G.W. Kg per unit	Customs Duties HS Code	
			L	W	H	L	W	H						
14	PB-1121-WHT	4897020627029				40,5	28,5	34,0	0,039	10	0,49	0,59	39269050	
25	PB-1122-BLA	4895238700060				43,0	28,5	38,0	0,047	10	0,36	0,48	39269050	
	PB-1122-BLU	4895238700077				43,0	28,5	38,0	0,047	10	0,36	0,48	39269050	
	PB-1122-YEL	4895238700084				43,0	28,5	38,0	0,047	10	0,36	0,48	39269050	
14	PB-1140-BLA	4895238700091				40,5	28,5	81,0	0,093	5	1,28	1,48	39269050	
	PB-1140-GRY	4897020627036				40,5	28,5	88,0	0,102	6	1,28	1,53	39269050	
	PB-1140-WHT	4897020627043				40,5	28,5	88,0	0,102	6	1,28	1,53	39269050	
15	PB-1142-GRY	4897020627715				26,0	39,5	47,5	0,049	1	2,87	2,87	39269050	
	PB-1142-WHT	4897020627739				26,0	39,5	47,5	0,049	1	2,87	2,87	39269050	
25	PB-1143-BBLU	4895238700114				42,5	29,0	71,5	0,088	5	1,65	1,77	39269050	
	PB-1143-BLA	4895238700107				42,5	29,0	71,5	0,088	5	1,65	1,77	39269050	
	PB-1143-BYEL	4895238700121				42,5	29,0	71,5	0,088	5	1,65	1,77	39269050	
15	PB-1280-GRY	4897020627630	32,0	46,0	58,0	32,0	46,0	58,0	0,085	1	4,22	4,22	39269050	
	PB-1280-WHT	4897020627654	32,0	46,0	58,0	32,0	46,0	58,0	0,085	1	4,22	4,22	39269050	
	PB-1290-GRY	4897020627678	32,0	46,0	76,2	32,0	46,0	76,2	0,112	1	5,02	5,02	39269050	
	PB-1290-WHT	4897020627692	32,0	46,0	76,2	32,0	46,0	76,2	0,112	1	5,02	5,02	39269050	
14	PB-1320-WHT	4897020629825				35	25	67,5	0,059	5	1,07	1,2	39269050	
15	PB-1321-WHT	4895238700237									1,87		39269050	
33	PB-1520-SIL	4897020629498	45,5	24,5	6,5	70,0	47,0	26,5	0,087	10	0,60	0,80	73239900	
22	PB-3140-BLA	4897020620143	37,0	37,0	73,0	37,0	37,0	73,0	0,100	1	5,20	7,29	73239900	
	PB-3140-MSSTL	4897020620150	37,0	37,0	73,0	37,0	37,0	73,0	0,100	1	4,80	6,80	73239900	
27	PB-3142-BLA	4897020629320	43,0	43,0	72,0	43,0	43,0	72,0	0,133	1	7,20	9,30	73239900	
	PB-3143-BLA	4897020629337	43,0	43,0	72,0	43,0	43,0	72,0	0,133	1	6,80	8,90	73239900	
42	PD-3022-SSSTL	4897020622369	25,0	25,0	14,0	53,5	47,5	25,7	0,065	8	1,10	1,38	7324900090	
	PD-3022-WHT	4897020620402	25,0	25,0	14,0	53,5	47,5	25,7	0,065	8	1,10	1,38	7324900090	
	PD-3032-SSSTL	4897020622376	31,0	31,0	12,0	61,5	53,0	31,5	0,103	8	1,67	1,82	7324900090	
	PD-3032-WHT	4897020620419	31,0	31,0	12,0	61,5	53,0	31,5	0,103	8	1,65	2,00	7324900090	
17	PD-3062-MSSTL	4897020622420				37,5	31,0	60,5	0,070	20	0,86	0,99	7324900090	
	RC-1003-GRY	4897020620761									2,80		39269050	
	RC-1005-GRY	4897020620785									3,90		39269050	
	RC-1013-GRY	4897020620815				52,0	52,0	51,0	0,138	15	0,50		39269050	
	RC-1015-GRY	4897020620839				58,0	58,0	56,0	0,188	15	0,80		39269050	
	RC-1035-GRY	4897020629306				58,0	58,0	37,0	0,124	5	1,60		39269090	
	RC-1091-GRY	4897020620853				47,0	47,0	74,0	0,163	6	2,70		87168000	
	RC-1092-GRY	4897020620860				46,5	46,5	71,0	0,154	6	3,10		87168000	
	RC-2003-BLA	4897020625186									2,10		39269090	
	RC-2003-BLU	4897020625193									2,10		39269090	
	RC-2003-GRY	4897020625216									2,10		39269090	
	RC-2003-WHT	4897020625230									2,10		39269090	
	RC-2005-BLA	4897020625254									3,10		39269090	
	RC-2005-GRY	4897020625278									3,10		39269090	
	RC-2005-WHT	4897020625292									3,10		39269090	
	RC-2013-BLA	4897020625315				51,0	51,0	17,0	0,044	4	0,65	0,91	39269090	
	RC-2013-GRY	4897020625339				51,0	51,0	17,0	0,044	4	0,65	0,91	39269090	
	RC-2013-WHT	4897020625353				51,0	51,0	17,0	0,044	4	0,65	0,91	39269090	
	35	RC-2015-BLA	4897020625377				59,0	59,0	16,0	0,056	3	0,80	1,15	39269090
		RC-2015-GRY	4897020625391				59,0	59,0	16,0	0,056	3	0,80	1,15	39269090
RC-2015-WHT		4897020625414				59,0	59,0	16,0	0,056	3	0,80	1,15	39269090	
RC-2025-GRY		4897020625438				59,0	59,0	16,0	0,056	2	0,82	1,30	39269090	
RC-2092-BLA		4897020625445	44,8	44,8	21,5	44,8	44,8	21,5	0,043	1	3,31	4,01	87168000	
RO-1101-GBLU		4897020629672									5,13	5,13	87168000	
RO-1101-GGRN		4897020629689									5,13	5,13	87168000	
RO-1101-GRED		4897020629719									5,13	5,13	87168000	
RO-1101-GYEL		4897020629726									5,13	5,13	87168000	
20,21 & 28		SE-4040-BLA	4897020626213	38,5	38,5	79,0	38,5	38,5	79,0	0,117	1	14,50	16,00	73239900
		SE-4040-SIL	4897020626237	38,5	38,5	79,0	38,5	38,5	79,0	0,117	1	14,50	16,00	73239900
		SE-4040-SSSTL	4897020626220	38,5	38,5	79,0	38,5	38,5	79,0	0,117	1	12,50	14,00	73239900
	SE-4040-WHT	4897020626244	38,5	38,5	79,0	38,5	38,5	79,0	0,117	1	14,50	16,00	73239900	
	SE-4041-BLA	4897020626299	29,0	3,5	35,0	38,0	38,0	31,0	0,045	10	1,60	2,10	73239900	
	SE-4041-SIL	4897020626312	29,0	3,5	35,0	38,0	38,0	31,0	0,045	10	1,60	2,10	73239900	
	SE-4041-SSSTL	4897020626305	29,0	3,5	35,0	38,0	38,0	31,0	0,045	10	1,60	2,10	73239900	
	SE-4041-WHT	4897020626923	29,0	3,5	35,0	38,0	38,0	31,0	0,045	10	1,60	2,10	73239900	
	SE-4140-BLA	4897020626251	38,5	38,5	79,0	38,5	38,5	79,0	0,117	1	13,00	14,50	73239900	
	SE-4140-SIL	4897020626275	38,5	38,5	79,0	38,5	38,5	79,0	0,117	1	13,00	14,50	73239900	
SE-4140-SSSTL	4897020626268	38,5	38,5	79,0	38,5	38,5	79,0	0,117	1	11,20	12,50	73239900		
SE-4140-WHT	4897020626282	38,5	38,5	79,0	38,5	38,5	79,0	0,117	1	13,00	14,50	73239900		
19	SO-1120-WHT	4897020629641	55,0	51,0	95,0	55,0	51,0	95,0	0,266	1	10,30	12,40	87168000	
18	SO-1201-SIL	4897020629504	48,5	26,5	6,5	70,0	50,0	28,5	0,100	10	0,80	0,95	73239900	
	SO-1230-BLA	4897020629962	42,5	42,0	45,5	42,5	42,0	45,5	0,081	1	2,19	2,51	39269050	
	SO-1230-BLA-BASE	4897020629894				40,0	38,5	87,0	0,134	8	1,64	1,81	39269050	
34	SO-1230-GBLU	4897020622987	42,5	42,0	45,5	42,5	42,0	45,5	0,081	1	2,19	2,51	39269050	
	SO-1230-GGRN	4897020622994	42,5	42,0	45,5	42,5	42,0	45,5	0,081	1	2,19	2,51	39269050	
	SO-1230-GRED	4897020623007	42,5	42,0	45,5	42,5	42,0	45,5	0,081	1	2,19	2,51	39269050	

Page	Item Code	EAN Code	Single unit box size in cm			Outer carton size in cm			Carton volume in m ³	Quantity per outer carton Unit	N.W. Kg per unit	G.W. Kg per unit	Customs Duties HS Code
			L	W	H	L	W	H					
34	SO-1230-GRY	4897020622628	42,5	42,0	45,5	42,5	42,0	45,5	0,081	1	2,19	2,51	39269050
	SO-1230-GRY-BASE	4897020623410				40,0	38,5	87,0	0,134	8	1,64	1,81	39269050
	SO-1230-GWHT	4897020625971	42,5	42,0	45,5	42,5	42,0	45,5	0,081	1	2,19	2,51	39269050
	SO-1230-GYEL	4897020623014	42,5	42,0	45,5	42,5	42,0	45,5	0,081	1	2,19	2,51	39269050
	SO-1230-RED	4897020624820	42,5	42,0	45,5	42,5	42,0	45,5	0,081	1	2,19	2,51	39269050
	SO-1230-RED-BASE	4897020624165				40,0	38,5	87,0	0,134	8	1,64	1,81	39269050
	SO-1230-WBLU	4897020623021	42,5	42,0	45,5	42,5	42,0	45,5	0,081	1	2,19	2,51	39269050
	SO-1230-WGRN	4897020623038	42,5	42,0	45,5	42,5	42,0	45,5	0,081	1	2,19	2,51	39269050
	SO-1230-WGRY	4897020623045	42,5	42,0	45,5	42,5	42,0	45,5	0,081	1	2,19	2,51	39269050
	SO-1230-WHT	4897020622635	42,5	42,0	45,5	42,5	42,0	45,5	0,081	1	2,19	2,51	39269050
	SO-1230-WHT-BASE	4897020623427				40,0	38,5	87,0	0,134	8	1,64	1,81	39269050
	SO-1230-WRED	4897020623052	42,5	42,0	45,5	42,5	42,0	45,5	0,081	1	2,19	2,51	39269050
	SO-1230-WYEL	4897020623069	42,5	42,0	45,5	42,5	42,0	45,5	0,081	1	2,19	2,51	39269050
SO-1230-YEL	4897020622642	42,5	42,0	45,5	42,5	42,0	45,5	0,081	1	2,19	2,51	39269050	
SO-1230-YEL-BASE	4897020624370				40,0	38,5	87,0	0,134	8	1,64	1,81	39269050	
18	SO-1245-BLA	4897020629979	42,5	42,0	62,0	42,5	42,0	62,0	0,111	1	2,65	3,01	39269050
	SO-1245-BLA-BASE	4897020629900				40,0	38,5	117,0	0,180	8	2,10	2,31	39269050
	SO-1245-BLA-LID	4897020629917				52,0	42,0	42,0	0,092	8	0,55	0,70	39269050
34	SO-1245-BLU-LID	4897020623472				52,0	42,0	42,0	0,092	8	0,55	0,70	39269050
	SO-1245-GBLU	4897020623076	42,5	42,0	62,0	42,5	42,0	62,0	0,111	1	2,65	3,01	39269050
	SO-1245-GGRN	4897020623083	42,5	42,0	62,0	42,5	42,0	62,0	0,111	1	2,65	3,01	39269050
	SO-1245-GRED	4897020623090	42,5	42,0	62,0	42,5	42,0	62,0	0,111	1	2,65	3,01	39269050
	SO-1245-GRN-LID	4897020623489				52,0	42,0	42,0	0,092	8	0,55	0,70	39269050
	SO-1245-GRY	4897020622666	42,5	42,0	62,0	42,5	42,0	62,0	0,111	1	2,65	3,01	39269050
	SO-1245-GRY-BASE	4897020623441				40,0	38,5	117,0	0,180	8	2,10	2,31	39269050
	SO-1245-GRY-LID	4897020623502				52,0	42,0	42,0	0,092	8	0,55	0,70	39269050
	SO-1245-GWHT	4897020625988	42,5	42,0	62,0	42,5	42,0	62,0	0,111	1	2,65	3,01	39269050
	SO-1245-GYEL	4897020623106	42,5	42,0	62,0	42,5	42,0	62,0	0,111	1	2,65	3,01	39269050
	SO-1245-RED	4897020624837	42,5	42,0	62,0	42,5	42,0	62,0	0,111	1	2,65	3,01	39269050
	SO-1245-RED-BASE	4897020624172				40,0	38,5	117,0	0,180	8	2,10	2,31	39269050
	SO-1245-RED-LID	4897020623496				52,0	42,0	42,0	0,092	8	0,55	0,70	39269050
	SO-1245-WBLU	4897020623113	42,5	42,0	62,0	42,5	42,0	62,0	0,111	1	2,65	3,01	39269050
	SO-1245-WGRN	4897020623120	42,5	42,0	62,0	42,5	42,0	62,0	0,111	1	2,65	3,01	39269050
	SO-1245-WGRY	4897020623137	42,5	42,0	62,0	42,5	42,0	62,0	0,111	1	2,65	3,01	39269050
	SO-1245-WHT	4897020622673	42,5	42,0	62,0	42,5	42,0	62,0	0,111	1	2,65	3,01	39269050
	SO-1245-WHT-BASE	4897020623458				40,0	38,5	117,0	0,180	8	2,10	2,31	39269050
	SO-1245-WHT-LID	4897020623519				52,0	42,0	42,0	0,092	8	0,55	0,70	39269050
	SO-1245-WRED	4897020623144	42,5	42,0	62,0	42,5	42,0	62,0	0,111	1	2,65	3,01	39269050
SO-1245-WYEL	4897020623151	42,5	42,0	62,0	42,5	42,0	62,0	0,111	1	2,65	3,01	39269050	
SO-1245-YEL	4897020622680	42,5	42,0	62,0	42,5	42,0	62,0	0,111	1	2,65	3,01	39269050	
SO-1245-YEL-BASE	4897020624202				40,0	38,5	117,0	0,180	8	2,10	2,31	39269050	
SO-1245-YEL-LID	4897020623526				52,0	42,0	42,0	0,092	8	0,55	0,70	39269050	
18	SO-1270-BLA	4897020629986	52,2	43,0	69,8	52,2	43,0	69,8	0,157	1	4,33	4,93	39269050
	SO-1270-BLA-BASE	4897020629924				49,0	40,0	120,0	0,235	6	3,50	3,87	39269050
34	SO-1270-GBLU	4897020623168	52,2	43,0	69,8	52,2	43,0	69,8	0,157	1	4,33	4,93	39269050
	SO-1270-GGRN	4897020623175	52,2	43,0	69,8	52,2	43,0	69,8	0,157	1	4,33	4,93	39269050
	SO-1270-GRED	4897020623182	52,2	43,0	69,8	52,2	43,0	69,8	0,157	1	4,33	4,93	39269050
	SO-1270-GRY	4897020620693	52,2	43,0	69,8	52,2	43,0	69,8	0,157	1	4,33	4,93	39269050
	SO-1270-GRY-BASE	4897020623540				49,0	40,0	120,0	0,235	6	3,50	3,87	39269050
	SO-1270-GWHT	4897020625995	52,2	43,0	69,8	52,2	43,0	69,8	0,157	1	4,33	4,93	39269050
	SO-1270-GYEL	4897020623199	52,2	43,0	69,8	52,2	43,0	69,8	0,157	1	4,33	4,93	39269050
	SO-1270-RED	4897020624844	52,2	43,0	69,8	52,2	43,0	69,8	0,157	1	4,33	4,93	39269050
	SO-1270-RED-BASE	4897020624189				49,0	40,0	120,0	0,235	6	3,50	3,87	39269050
	SO-1270-WBLU	4897020623205	52,2	43,0	69,8	52,2	43,0	69,8	0,157	1	4,33	4,93	39269050
	SO-1270-WGRN	4897020623212	52,2	43,0	69,8	52,2	43,0	69,8	0,157	1	4,33	4,93	39269050
	SO-1270-WGRY	4897020623229	52,2	43,0	69,8	52,2	43,0	69,8	0,157	1	4,33	4,93	39269050
	SO-1270-WHT	4897020622697	52,2	43,0	69,8	52,2	43,0	69,8	0,157	1	4,33	4,93	39269050
	SO-1270-WHT-BASE	4897020623557				49,0	40,0	120,0	0,235	6	3,50	3,87	39269050
	SO-1270-WRED	4897020623236	52,2	43,0	69,8	52,2	43,0	69,8	0,157	1	4,33	4,93	39269050
	SO-1270-WYEL	4897020623243	52,2	43,0	69,8	52,2	43,0	69,8	0,157	1	4,33	4,93	39269050
	SO-1270-YEL	4897020620877	52,2	43,0	69,8	52,2	43,0	69,8	0,157	1	4,33	4,93	39269050
SO-1270-YEL-BASE	4897020623991				49,0	40,0	120,0	0,235	6	3,50	3,87	39269050	
18	SO-1290-BLA	4897020624363	52,2	43,0	84,5	52,2	43,0	84,5	0,190	1	5,13	5,80	87168000
	SO-1290-BLA-BASE	4897020629931				49,0	40,0	142,5	0,279	6	4,30	4,73	87168000
	SO-1290-BLA-LID	4897020629948				54,0	44,0	44,0	0,105	6	0,83	1,07	39269050
34	SO-1290-BLU-LID	4897020623601				54,0	44,0	44,0	0,105	6	0,83	1,07	39269050
	SO-1290-GBLU	4897020623267	52,2	43,0	84,5	52,2	43,0	84,5	0,190	1	5,13	5,80	87168000
	SO-1290-GGRN	4897020623274	52,2	43,0	84,5	52,2	43,0	84,5	0,190	1	5,13	5,80	87168000
	SO-1290-GRED	4897020623281	52,2	43,0	84,5	52,2	43,0	84,5	0,190	1	5,13	5,80	87168000
	SO-1290-GRN-LID	4897020623618				54,0	44,0	44,0	0,105	6	0,83	1,07	39269050
	SO-1290-GRY	4897020623298	52,2	43,0	84,5	52,2	43,0	84,5	0,190	1	5,13	5,80	87168000
	SO-1290-GRY-BASE	4897020623571				49,0	40,0	142,5	0,279	6	4,30	4,73	87168000
SO-1290-GRY-LID	4897020623632				54,0	44,0	44,0	0,105	6	0,83	1,07	39269050	

Page	Item Code	EAN Code	Single unit box size in cm			Outer carton size in cm			Carton volume in m ³	Quantity per outer carton Unit	N.W. Kg per unit	G.W. Kg per unit	Customs Duties HS Code
			L	W	H	L	W	H					
34	SO-1290-GWHT	4897020626008	52,2	43,0	84,5	52,2	43,0	84,5	0,190	1	5,13	5,80	87168000
	SO-1290-GYEL	4897020623304	52,2	43,0	84,5	52,2	43,0	84,5	0,190	1	5,13	5,80	87168000
	SO-1290-RED	4897020624851	52,2	43,0	84,5	52,2	43,0	84,5	0,190	1	5,13	5,80	87168000
	SO-1290-RED-BASE	4897020624196				49,0	40,0	142,5	0,279	6	4,30	4,73	87168000
	SO-1290-RED-LID	4897020623625				54,0	44,0	44,0	0,105	6	0,83	1,07	39269050
	SO-1290-WBLU	4897020623311	52,2	43,0	84,5	52,2	43,0	84,5	0,190	1	5,13	5,80	87168000
	SO-1290-WGRN	4897020623328	52,2	43,0	84,5	52,2	43,0	84,5	0,190	1	5,13	5,80	87168000
	SO-1290-WGRY	4897020623335	52,2	43,0	84,5	52,2	43,0	84,5	0,190	1	5,13	5,80	87168000
	SO-1290-WHT	4897020623342	52,2	43,0	84,5	52,2	43,0	84,5	0,190	1	5,13	5,80	87168000
	SO-1290-WHT-BASE	4897020623588				49,0	40,0	142,5	0,279	6	4,30	4,73	87168000
	SO-1290-WHT-LID	4897020623649				54,0	44,0	44,0	0,105	6	0,83	1,07	39269050
	SO-1290-WRED	4897020623359	52,2	43,0	84,5	52,2	43,0	84,5	0,190	1	5,13	5,80	87168000
	SO-1290-WYEL	4897020623366	52,2	43,0	84,5	52,2	43,0	84,5	0,190	1	5,13	5,80	87168000
	SO-1290-YEL	4897020624868	52,2	43,0	84,5	52,2	43,0	84,5	0,190	1	5,13	5,80	87168000
SO-1290-YEL-BASE	4897020624387				49,0	40,0	142,5	0,279	6	4,30	4,73	87168000	
SO-1290-YEL-LID	4897020623656				54,0	44,0	44,0	0,105	6	0,83	1,07	39269050	
19	SO-2104-MSSTL	4897020624219				72,0	56,0	19,0	0,077	1	5,50	6,90	87168000
	SO-3104-MSSTL	4897020624929				72,0	56,0	19,0	0,077	1	4,80	6,20	87168000
	SO-3105-MSSTL	4897020629436				75,0	56,0	19,0	0,080	1	6,30	7,70	87168000
16	SO-6003-MBLA	4897020624929	18,5	18,5	28,3	57,5	39,0	30,0	0,067	6	0,78	1,35	73239900
	SO-6003-MSSTL	4897020620051	18,5	18,5	28,3	57,5	39,0	30,0	0,067	6	0,78	1,35	73239900
	SO-6003-WHT	4897020620044	18,5	18,5	28,3	57,5	39,0	30,0	0,067	6	0,78	1,35	73239900
	SO-6005-MBLA	4897020625032	23,5	22,5	29,5	49,0	47,0	32,0	0,074	4	0,91	1,86	73239900
	SO-6005-MSSTL	4897020620075	23,5	22,5	29,5	49,0	47,0	32,0	0,074	4	0,91	1,86	73239900
	SO-6005-WHT	4897020620068	23,5	22,5	29,5	49,0	47,0	32,0	0,074	4	1,06	1,86	73239900
	SO-6012-MSSTL	4897020620099	26,5	26,0	40,5	54,0	28,0	42,5	0,064	2	1,80	2,99	73239900
	SO-6012-WHT	4897020620082	26,5	26,0	40,5	54,0	28,0	42,5	0,064	2	1,82	2,99	73239900
	SO-6020-MSSTL	4897020620884	31,0	30,5	45,8	63,0	32,5	48,0	0,098	2	2,43	3,40	73239900
	SO-6020-WHT	4897020622192	31,0	30,5	45,8	63,0	32,5	48,0	0,098	2	2,43	3,40	73239900
	SO-6030-MBLA	4897020626985	31,0	31,5	66,0	33,5	33,0	67,5	0,075	1	3,50	5,00	73239900
	SO-6030-MSSTL	4897020620891	31,0	31,5	66,0	33,5	33,0	67,5	0,075	1	3,50	5,00	73239900
	SO-6030-WHT	4897020622505	31,0	31,5	66,0	33,5	33,0	67,5	0,075	1	3,70	4,80	73239900
SO-6205-SSSTL	4897020627906	26,0	26,0	33,8	57,0	57,0	35,0	0,102	4	1,04	1,78	73239900	
SO-7012-MSSTL	4897020625681	26,5	26,0	40,5	54,0	28,0	42,5	0,064	2	3,60	4,80	73239900	
SO-7012-WHT	4897020624882	26,5	26,0	40,5	54,0	28,0	42,5	0,064	2	3,60	4,80	73239900	
14	ST-0210-GRY	4895238700312									0,41		39269090
	ST-0210-WHT	4895238700343									0,41		39269090
	ST-0225-GRY	4895238700374									0,81		39269090
	ST-0225-WHT	4895238700404									0,81		39269090
	ST-0250-GRY	4895238700435									1,39		39269090
	ST-0250-WHT	4895238700466									1,39		39269090
42	TB-1002-SSSTL	4897020624691	10,5	10,5	28,0	44,0	33,0	30,0	0,044	12	0,41	0,53	9603909900
	TB-1005-SSSTL	4897020629443	12,3	12,3	33,5	51,0	38,5	35,0	0,069	12	0,63	0,77	9603909900
	TB-2002-SSSTL	4897020624967	12,5	10,0	27,5	30,0	30,0	44,0	0,040	12	0,70	0,88	9603909900
	TB-2003-MBLA	4897020629634	9,5	9,5	27,5	40,0	30,0	28,5	0,034	12	0,70	0,88	9603909900
	TB-2003-MSSTL	4897020625537	9,5	9,5	27,5	40,0	30,0	28,5	0,034	12	0,70	0,88	9603909900
25	WB-0106-CLR	4897020626374				26,0	22,0	38,5	0,022	6	0,30		39269090
	WB-0125-GRY	4897020626343				25,0	34,0	65,0	0,055	6	0,66		39269090
13	WB-1042-BLA	4897020624936	25,5	25,5	30,5	53,0	53,0	32,5	0,091	4	1,10	1,65	73239900
	WB-1042-BRN	4897020624943	25,5	25,5	30,5	53,0	53,0	32,5	0,091	4	1,10	1,65	73239900
	WB-1051-BEI	4897020620907	26,0	26,0	29,0	53,0	53,0	31,0	0,087	4	1,80	2,30	73239900
	WB-1051-BLA	4897020620433	26,0	26,0	29,0	53,0	53,0	31,0	0,087	4	1,80	2,30	73239900
	WB-1051-SSSTL	4897020620914	26,0	26,0	29,0	53,0	53,0	31,0	0,087	4	1,80	2,30	73239900
26	WB-1251-BLA	4897020624424	26,5	26,5	32,5	56,0	56,0	35,0	0,110	4	2,36	2,90	73239900
	WB-1251-SSSTL	4897020624431	26,5	26,5	32,5	56,0	56,0	35,0	0,110	4	2,36	2,90	73239900
	WB-1252-BLA	4897020624516	26,5	26,5	32,5	56,0	56,0	35,0	0,110	4	2,36	2,90	73239900
	WB-1252-SSSTL	4897020624509	26,5	26,5	32,5	56,0	56,0	35,0	0,110	4	2,36	2,90	73239900
	WB-1253-BLA	4897020629511	26,5	26,5	32,5	56,0	56,0	35,0	0,110	4	2,36	2,90	73239900
	WB-1253-SSSTL	4897020629528	26,5	26,5	32,5	56,0	56,0	35,0	0,110	4	2,36	2,90	73239900
	WB-1261-BLA	4897020624707	36,5	36,5	48,0	36,5	36,5	48,0	0,064	1	5,30	6,80	73239900
	WB-1261-SSSTL	4897020624714	36,5	36,5	48,0	36,5	36,5	48,0	0,064	1	5,30	6,80	73239900
	WB-1271-BLA	4897020624721	36,5	36,5	68,5	36,5	36,5	68,5	0,091	1	7,30	9,30	73239900
WB-1271-SSSTL	4897020624738	36,5	36,5	68,5	36,5	36,5	68,5	0,091	1	7,30	9,30	73239900	
15	WM-3020-WHT	4897020627050	36,0	20,0	51,0	36,0	20,0	51,0	0,037	1	2,90	3,60	73239900
	WM-3040-WHT	4897020627067	41,0	23,0	68,0	41,0	23,0	68,0	0,064	1	5,40	6,30	73239900
27	WS-2001-BLA	4897020625049	83,0	46,0	86,0	88,0	50,0	98,0	0,517	1	37,00	39,00	73239900
	WS-2001-SIL	4897020624998	83,0	46,0	86,0	88,0	50,0	98,0	0,517	1	37,00	39,00	73239900
	WS-2001-SSSTL	4897020625001	83,0	46,0	86,0	88,0	50,0	98,0	0,517	1	37,00	39,00	73239900
18 30	STICKER-SHEET1	4895238700558								1			



Manufacturer of waste management solutions
Fabricant de solutions pour la gestion des déchets
Fabricante de soluciones para la gestión de residuos
Hersteller von Abfalllösungen
Fabrikant van afval oplossingen
Fabbricante di soluzioni per la gestione dei rifiuti

CURRENT DISTRIBUTION NETWORK



EUROPE

17a rue des Tilleuls
L-8832 Rombach
Luxembourg
info@probbax.com

ASIA PACIFIC

13/F Hong Kong & Macau Building
156-157 Connaught
Road Central - Hong Kong SAR
info@probbax.com



www.probbax.com